


STATEMENT OF APPROPRIATIONS, ALLOTMENTS, OBLIGATIONS, DISBURSEMENTS AND BALANCES
As of the Quarter Ending March 31, 2019

Department: State Universities and Colleges (SUCs)
Agency: Basilan State College
Operating Unit: N/A
Organization Code (UACS): 081090000000
Fund Cluster: 01 - Regular Agency Fund


Authorization: 02 - Continuing Appropriations
Report Status: SUBMITTED

| Particulars | UACS CODE | Appropriation | | | | Allotments | | | | Current Year Disbursements | | | | Balances | | | |
|--|------------------|--------------------------|------------------------------------|-------------------------|----------------------|-------------|---------------|---------------------------|-----------------------------|----------------------------|----------------------------|---------------------------|-------|---------------------------|------------------------|---|--|
| | | Authorized Appropriation | Adjustments (To/From, Realignment) | Adjusted Appropriations | Adjustments Received | Transfer To | Transfer From | Adjusted Total Allotments | 1st Quarter Ending March 31 | 2nd Quarter Ending June 30 | 3rd Quarter Ending Sept 30 | 4th Quarter Ending Dec 31 | Total | Unreleased Appropriations | Unobligated Allocation | Unpaid Obligations (15-29) = (23-25) Due and Demandable | |
| | | | | | | | | | | | | | | | | | |
| I. Agency Specific Budget | | | | | | | | | | | | | | | | | |
| Specific Budgets of National Government Agencies | 01102101 | 1,730,875.21 | | 1,730,875.21 | | | | | | | | | | | | | |
| General Administration and Support | 1000000000000000 | 10,744.14 | | 10,744.14 | | | | | | | | | | | | | |
| General Management and Supervision | 10000100001000 | 10,744.14 | | 10,744.14 | | | | | | | | | | | | | |
| MOOE | | 10,744.14 | | 10,744.14 | | | | | | | | | | | | | |
| Operations | 3000000000000000 | 1,720,131.07 | | 1,720,131.07 | | | | | | | | | | | | | |
| OO - Relevant and quality tertiary education ensured to achieve inclusive growth and access of deserving but poor students to quality tertiary education increased | 3101000000000000 | 1,554,487.01 | | 1,554,487.01 | | | | | | | | | | | | | |
| HIGHER EDUCATION PROGRAM | 3101000000000000 | 1,554,487.01 | | 1,554,487.01 | | | | | | | | | | | | | |
| Provision of Higher Education Services | 3101001000010000 | 123,179.04 | | 123,179.04 | | | | | | | | | | | | | |
| MOOE | | 123,179.04 | | 123,179.04 | | | | | | | | | | | | | |
| Locally-Funded Projects) | 3101002000000000 | 1,431,307.97 | | 1,431,307.97 | | | | | | | | | | | | | |
| Construction of 4-Storey, 32-Classroom Building for College of Arts and Sciences at Main Campus | 3101002000000000 | 512,467.73 | | 512,467.73 | | | | | | | | | | | | | |
| CO | | 512,467.73 | | 512,467.73 | | | | | | | | | | | | | |
| Construction/Repair/Rehabilitation of Academic Building | 3101002000130000 | 537,500.24 | | 537,500.24 | | | | | | | | | | | | | |
| CO | | 537,500.24 | | 537,500.24 | | | | | | | | | | | | | |
| Purchase of Various Equipment Outlay | 3101002000140000 | 381,340.00 | | 381,340.00 | | | | | | | | | | | | | |
| CO | | 381,340.00 | | 381,340.00 | | | | | | | | | | | | | |
| OO - High-education research improved to promote economic productivity and innovation | 3200000000000000 | 119,497.44 | | 119,497.44 | | | | | | | | | | | | | |
| RESEARCH PROGRAM | 3200000000000000 | 119,497.44 | | 119,497.44 | | | | | | | | | | | | | |
| Contact of Research Services | 32000100001000 | 119,497.44 | | 119,497.44 | | | | | | | | | | | | | |
| MOOE | | 119,497.44 | | 119,497.44 | | | | | | | | | | | | | |
| OO - Community engagement increased | 3300000000000000 | 46,146.62 | | 46,146.62 | | | | | | | | | | | | | |
| TECHNICAL ADVISORY EXTENSION PROGRAM | 3301000000000000 | 46,146.62 | | 46,146.62 | | | | | | | | | | | | | |
| Provision of Extension Services | 3301001000010000 | 46,146.62 | | 46,146.62 | | | | | | | | | | | | | |
| MOOE | | 46,146.62 | | 46,146.62 | | | | | | | | | | | | | |
| Sub-Total, Agency-Specific | | 1,730,875.21 | | 1,730,875.21 | | | | | | | | | | | | | |
| MOOE | | 299,567.24 | | 299,567.24 | | | | | | | | | | | | | |
| CO | | 1,431,307.97 | | 1,431,307.97 | | | | | | | | | | | | | |
| II. Automatic Appropriations | | | | | | | | | | | | | | | | | |
| III. Special Purpose Fund | | | | | | | | | | | | | | | | | |
| GRAND TOTAL | | 1,730,875.21 | | 1,730,875.21 | | | | | | | | | | | | | |
| MOOE | | 299,567.24 | | 299,567.24 | | | | | | | | | | | | | |
| CO | | 1,431,307.97 | | 1,431,307.97 | | | | | | | | | | | | | |


Certific Correct:


jahanan garda
Budget Officer
Date: 14/May/2019


Certific Correct:


hassan, rouhana am
Chief Accountant
Date:

Recommended By:


husin, neneng
Director, FMS
Date: 14/May/2019

Approved By:


Salain, haipa
Agency Head/Department
Date: 15/May/2019