

STATEMENT OF APPROPRIATIONS, ALLOTMENTS, OBLIGATIONS, DISBURSEMENTS AND BALANCES  
As at the Quarter Ending March 31, 2021

Department: State Universities and Colleges (SUCS)  
Agency: Basilan State College  
Operating Unit: < not applicable >  
Organization Code (UACS) : 08 108 0000000  
01 Regular Agency Fund  
Fund Cluster:  
(e.g. UACS Fund Cluster: 01-Regular Agency Fund, 02-Foreign Assisted Projects Fund, 03-Special Account-Locally Funded/Domestic Grants Fund, and 04-Special Account-Foreign Assisted/Foreign Grants Fund)


Current Year Appropriations	
Supplemental Appropriations	
Continuing Appropriations	X

Particulars	UACS CODE	3	Appropriations		Allotments				Current Year Obligations				Current Year Disbursements				Balances								
			Authenticating Appropriations	Adjustments (Transfer from Realignment)	Adjusted Appropriations (e-g-h)	Alotments Received	Adjustments (Withdrawal, Realignment)	Transfer To	Transfer From	Adjusted Total Allotments (i=j+k+l)	1st Quarter Ending March 31	2nd Quarter Ending June 30	3rd Quarter Ending Sept. 30	4th Quarter Ending Dec. 31	TOTAL (m+n+o+p+q)	1st Quarter Ending March 31	2nd Quarter Ending June 30	3rd Quarter Ending Sept. 30	4th Quarter Ending Dec. 31	TOTAL (r+s+t+u+v)	Unreleased Appro (21-(e-10))	Unobligated Allotments (22-(i-15))	Unpaid Obligations (23-Net Due and Accrued)		
1 Continuing Appropriations		1,005,800.89	0.00	1,005,800.89	1,005,800.89	0.00	0.00	1,005,800.89	0.00	0.00	0.00	0.00	0.00	0.00	0.00	0.00	0.00	0.00	0.00	0.00	0.00	0.00	0.00	0.00	0.00
1 Agency Specific Budget	10000000000000	1,005,800.89	0.00	1,005,800.89	1,005,800.89	0.00	0.00	1,005,800.89	0.00	0.00	0.00	0.00	0.00	0.00	0.00	0.00	0.00	0.00	0.00	0.00	0.00	0.00	0.00	0.00	0.00
General Administration and Support	10000010001000	216,389.25	0.00	216,389.25	216,389.25	0.00	0.00	216,389.25	0.00	0.00	0.00	0.00	0.00	0.00	0.00	0.00	0.00	0.00	0.00	0.00	0.00	0.00	0.00	0.00	0.00
General Management and Supervision	10000010001000	216,389.25	0.00	216,389.25	216,389.25	0.00	0.00	216,389.25	0.00	0.00	0.00	0.00	0.00	0.00	0.00	0.00	0.00	0.00	0.00	0.00	0.00	0.00	0.00	0.00	0.00
MOOE		216,389.25	0.00	216,389.25	216,389.25	0.00	0.00	216,389.25	0.00	0.00	0.00	0.00	0.00	0.00	0.00	0.00	0.00	0.00	0.00	0.00	0.00	0.00	0.00	0.00	0.00
Sub-Total, General Administration and Support		216,389.25	0.00	216,389.25	216,389.25	0.00	0.00	216,389.25	0.00	0.00	0.00	0.00	0.00	0.00	0.00	0.00	0.00	0.00	0.00	0.00	0.00	0.00	0.00	0.00	0.00
PS		0.00	0.00	0.00	0.00	0.00	0.00	0.00	0.00	0.00	0.00	0.00	0.00	0.00	0.00	0.00	0.00	0.00	0.00	0.00	0.00	0.00	0.00	0.00	0.00
MOOE		216,389.25	0.00	216,389.25	216,389.25	0.00	0.00	216,389.25	0.00	0.00	0.00	0.00	0.00	0.00	0.00	0.00	0.00	0.00	0.00	0.00	0.00	0.00	0.00	0.00	0.00
CO (of Agriculture)		0.00	0.00	0.00	0.00	0.00	0.00	0.00	0.00	0.00	0.00	0.00	0.00	0.00	0.00	0.00	0.00	0.00	0.00	0.00	0.00	0.00	0.00	0.00	0.00
CO		0.00	0.00	0.00	0.00	0.00	0.00	0.00	0.00	0.00	0.00	0.00	0.00	0.00	0.00	0.00	0.00	0.00	0.00	0.00	0.00	0.00	0.00	0.00	0.00
Operations		0.00	0.00	0.00	0.00	0.00	0.00	0.00	0.00	0.00	0.00	0.00	0.00	0.00	0.00	0.00	0.00	0.00	0.00	0.00	0.00	0.00	0.00	0.00	0.00
Operations (non-programming, non-regular, non-recurring) to achieve initiative growth and development of the declining students to qualify tertiary education		0.00	0.00	0.00	0.00	0.00	0.00	0.00	0.00	0.00	0.00	0.00	0.00	0.00	0.00	0.00	0.00	0.00	0.00	0.00	0.00	0.00	0.00	0.00	0.00
HEADQUARTERS EDUCATION PROGRAM		0.00	0.00	0.00	0.00	0.00	0.00	0.00	0.00	0.00	0.00	0.00	0.00	0.00	0.00	0.00	0.00	0.00	0.00	0.00	0.00	0.00	0.00	0.00	0.00
Provision of Higher Education Services	31010010001000	834,431.73	0.00	834,431.73	834,431.73	0.00	0.00	834,431.73	0.00	0.00	0.00	0.00	0.00	0.00	0.00	0.00	0.00	0.00	0.00	0.00	0.00	0.00	0.00	0.00	0.00
MOOE		834,431.73	0.00	834,431.73	834,431.73	0.00	0.00	834,431.73	0.00	0.00	0.00	0.00	0.00	0.00	0.00	0.00	0.00	0.00	0.00	0.00	0.00	0.00	0.00	0.00	0.00
CO 1 Higher education research improved to increase economic productivity and innovation		5,394.61	0.00	5,394.61	5,394.61	0.00	0.00	5,394.61	0.00	0.00	0.00	0.00	0.00	0.00	0.00	0.00	0.00	0.00	0.00	0.00	0.00	0.00	0.00	0.00	0.00
RESEARCH PROGRAM		5,394.61	0.00	5,394.61	5,394.61	0.00	0.00	5,394.61	0.00	0.00	0.00	0.00	0.00	0.00	0.00	0.00	0.00	0.00	0.00	0.00	0.00	0.00	0.00	0.00	0.00
MOOE		5,394.61	0.00	5,394.61	5,394.61	0.00	0.00	5,394.61	0.00	0.00	0.00	0.00	0.00	0.00	0.00	0.00	0.00	0.00	0.00	0.00	0.00	0.00	0.00	0.00	0.00
MOOE		5,394.61	0.00	5,394.61	5,394.61	0.00	0.00	5,394.61	0.00	0.00	0.00	0.00	0.00	0.00	0.00	0.00	0.00	0.00	0.00	0.00	0.00	0.00	0.00	0.00	0.00
CO 1 Community engagement increased		9,605.00	0.00	9,605.00	9,605.00	0.00	0.00	9,605.00	0.00	0.00	0.00	0.00	0.00	0.00	0.00	0.00	0.00	0.00	0.00	0.00	0.00	0.00	0.00	0.00	0.00
TECHNICAL ADVISOR EXTENSION PROGRAM		9,605.00	0.00	9,605.00	9,605.00	0.00	0.00	9,605.00	0.00	0.00	0.00	0.00	0.00	0.00	0.00	0.00	0.00	0.00	0.00	0.00	0.00	0.00	0.00	0.00	0.00
Provision of Extension Services	33010010001000	9,605.00	0.00	9,605.00	9,605.00	0.00	0.00	9,605.00	0.00	0.00	0.00	0.00	0.00	0.00	0.00	0.00	0.00	0.00	0.00	0.00	0.00	0.00	0.00	0.00	0.00
MOOE		9,605.00	0.00	9,605.00	9,605.00	0.00	0.00	9,605.00	0.00	0.00	0.00	0.00	0.00	0.00	0.00	0.00	0.00	0.00	0.00	0.00	0.00	0.00	0.00	0.00	0.00


This report was generated using the Unified Reporting System on 28/04/2021 03:04, version: FAR-1.1, Status: SUBMITTED


Current Year Appropriations	
Supplemental Appropriations	
Contributing Appropriations	X

Particulars	UACS CODE	Appropriations				Adjustments				Total				Current Year Obligations				Current Year Disbursements				Balance			
		Authorized Appropriations	Adjustments (Transfer To/From, Reassignment)	Adjusted Appropriations	Adjustments (Transfer To/From, Reassignment)	Transfer To	Transfer From	Adjusted Total	1st Quarter Ending March 31	2nd Quarter Ending June 30	3rd Quarter Ending Sept. 30	4th Quarter Ending Dec. 31	TOTAL	1st Quarter Ending March 31	2nd Quarter Ending June 30	3rd Quarter Ending Sept. 30	4th Quarter Ending Dec. 31	TOTAL	Unreleased Appo	Unobligated Allotments	Out and Disburse	Inpaid Obligations			
Sub-Total: Questions		848,431.34	0.00	848,431.34	0.00	0.00	848,431.34	0.00	0.00	0.00	0.00	0.00	0.00	0.00	0.00	0.00	0.00	0.00	0.00	0.00	0.00	0.00	0.00	0.00	
PG		0.00	0.00	0.00	0.00	0.00	0.00	0.00	0.00	0.00	0.00	0.00	0.00	0.00	0.00	0.00	0.00	0.00	0.00	0.00	0.00	0.00	0.00	0.00	
MOCPE		848,431.34	0.00	848,431.34	0.00	0.00	848,431.34	0.00	0.00	0.00	0.00	0.00	0.00	0.00	0.00	0.00	0.00	0.00	0.00	0.00	0.00	0.00	0.00	0.00	
Funds (if Applicable)		0.00	0.00	0.00	0.00	0.00	0.00	0.00	0.00	0.00	0.00	0.00	0.00	0.00	0.00	0.00	0.00	0.00	0.00	0.00	0.00	0.00	0.00	0.00	
CO		0.00	0.00	0.00	0.00	0.00	0.00	0.00	0.00	0.00	0.00	0.00	0.00	0.00	0.00	0.00	0.00	0.00	0.00	0.00	0.00	0.00	0.00	0.00	
IL Unobligated Allotment Balance pursuant to RA Nos. 11518 and 11520		0.00	0.00	0.00	0.00	0.00	0.00	0.00	0.00	0.00	0.00	0.00	0.00	0.00	0.00	0.00	0.00	0.00	0.00	0.00	0.00	0.00	0.00	0.00	
CO		0.00	0.00	0.00	0.00	0.00	0.00	0.00	0.00	0.00	0.00	0.00	0.00	0.00	0.00	0.00	0.00	0.00	0.00	0.00	0.00	0.00	0.00	0.00	
GRAND TOTAL		1,068,800.68	0.00	1,068,800.68	0.00	0.00	1,068,800.68	0.00	0.00	0.00	0.00	0.00	0.00	0.00	0.00	0.00	0.00	0.00	0.00	0.00	0.00	0.00	0.00	0.00	
PG		0.00	0.00	0.00	0.00	0.00	0.00	0.00	0.00	0.00	0.00	0.00	0.00	0.00	0.00	0.00	0.00	0.00	0.00	0.00	0.00	0.00	0.00	0.00	
MOCPE		1,068,800.68	0.00	1,068,800.68	0.00	0.00	1,068,800.68	0.00	0.00	0.00	0.00	0.00	0.00	0.00	0.00	0.00	0.00	0.00	0.00	0.00	0.00	0.00	0.00	0.00	
Funds (if Applicable)		0.00	0.00	0.00	0.00	0.00	0.00	0.00	0.00	0.00	0.00	0.00	0.00	0.00	0.00	0.00	0.00	0.00	0.00	0.00	0.00	0.00	0.00	0.00	
CO		0.00	0.00	0.00	0.00	0.00	0.00	0.00	0.00	0.00	0.00	0.00	0.00	0.00	0.00	0.00	0.00	0.00	0.00	0.00	0.00	0.00	0.00	0.00	

Certified Correct:   
 SAGE S. SYAMANI  
 OIC-Budget Office  
 Date: 2021-04-26 13:50:34

Certified Correct:   
 AHMAD HUSNIDA ASANIN  
 Accountant  
 Date: 2021-04-26 13:50:34

Recommending Approval:   
 HUSIN NENENG MONTONG  
 Finance Director  
 Date: 2021-04-28 10:17:40

Approved By:   
 SALAN HAJPA ABDURAHIM  
 Agency Head  
 Date: 2021-04-28 10:27:29