

STATEMENT OF APPROVED BUDGET, UTILIZATIONS, DISBURSEMENTS AND BALANCES  
(For Off-Budgetary Funds)


As at the Quarter Ending June 30, 2021


Department : State Universities and Colleges (SUCs)  
 Agency/Entity : Basilan State College  
 Operating Unit : < not applicable >  
 Organization Code (UACS) : 08 109 0000000  
 Fund Cluster : 05 Internally Generated Funds  
 (e.g. UACS Fund Cluster: 05-Internally Generated Funds)


| Particulars  | UACS CODE        | Approved Budget           |   |                           |                             |                            |                             | Utilizations               |              |              |              |                  |           | Disbursements |                   |                    |                            | Balances |  |
|--|------------------|---------------------------|---|---------------------------|-----------------------------|----------------------------|-----------------------------|----------------------------|--------------|--------------|--------------|------------------|-----------|---------------|-------------------|--------------------|----------------------------|----------|--|
|  |                  | Approved Budgeted Revenue | Adjustments (Reductions, Modifications) | Adjusted Budgeted Revenue | 1st Quarter Ending March 31 | 2nd Quarter Ending June 30 | 3rd Quarter Ending Sept. 30 | 4th Quarter Ending Dec. 31 | Total        | 11           | 12           | 13               | 14        | TOTAL         | Unutilized Budget | Unpaid Obligations |                            |          |  |
|  |                  |                           |   |                           |                             |                            |                             |                            |              |              |              |                  |           |               |                   | Due and Demandable | Not Yet Due and Demandable |          |  |
| 3  | 4                | 5=[3+(-)4]                | 6                                       | 7                         | 8                           | 9                          | 10=[6+7+8+9]                | 11                         | 12           | 13           | 14           | 15=(11+12+13+14) | 16=(5-10) | 17            | 18                |                    |                            |          |  |
| General Administration and Support   | 1000000000000000 | 6,574,413.00              | 2,200,000.00                            | 8,774,413.00              | 521,038.00                  | 454,955.94                 | 0.00                        | 0.00                       | 970,031.94   | 332,038.00   | 512,145.94   | 0.00             | 0.00      | 844,181.94    | 7,798,381.06      | 131,850.00         | 0.00                       |          |  |
| General Management and Supervision   | 1000001000001000 | 6,574,413.00              | 2,200,000.00                            | 8,774,413.00              | 521,038.00                  | 454,955.94                 | 0.00                        | 0.00                       | 970,031.94   | 332,038.00   | 512,145.94   | 0.00             | 0.00      | 844,181.94    | 7,798,381.06      | 131,850.00         | 0.00                       |          |  |
| PS   |                  | 1,344,000.00              | 0.00                                    | 1,344,000.00              | 75,000.00                   | 138,000.00                 | 0.00                        | 0.00                       | 210,000.00   | 45,000.00    | 99,150.00    | 0.00             | 0.00      | 144,150.00    | 1,134,000.00      | 65,850.00          | 0.00                       |          |  |
| MOOE   |                  | 4,797,907.00              | (1,050,000.00)                          | 3,747,907.00              | 446,038.00                  | 77,045.94                  | 0.00                        | 0.00                       | 523,081.94   | 287,038.00   | 221,045.94   | 0.00             | 0.00      | 508,081.94    | 3,224,925.06      | 15,000.00          | 0.00                       |          |  |
| CO   |                  | 6,574,413.00              | 2,200,000.00                            | 8,774,413.00              | 521,038.00                  | 454,955.94                 | 0.00                        | 0.00                       | 970,031.94   | 332,038.00   | 512,145.94   | 0.00             | 0.00      | 844,181.94    | 7,798,381.06      | 131,850.00         | 0.00                       |          |  |
| Sub-Total, General Administration and Support  |                  | 1,344,000.00              | 0.00                                    | 1,344,000.00              | 75,000.00                   | 138,000.00                 | 0.00                        | 0.00                       | 210,000.00   | 45,000.00    | 99,150.00    | 0.00             | 0.00      | 144,150.00    | 1,134,000.00      | 65,850.00          | 0.00                       |          |  |
| PS   |                  | 4,797,907.00              | (1,050,000.00)                          | 3,747,907.00              | 446,038.00                  | 77,045.94                  | 0.00                        | 0.00                       | 523,081.94   | 287,038.00   | 221,045.94   | 0.00             | 0.00      | 508,081.94    | 3,224,925.06      | 15,000.00          | 0.00                       |          |  |
| MOOE   |                  | 0.00                      | 0.00                                    | 0.00                      | 0.00                        | 0.00                       | 0.00                        | 0.00                       | 0.00         | 0.00         | 0.00         | 0.00             | 0.00      | 0.00          | 0.00              | 0.00               | 0.00                       |          |  |
| FINEX (if Applicable)  |                  | 432,598.00                | 3,250,000.00                            | 3,682,598.00              | 0.00                        | 242,950.00                 | 0.00                        | 0.00                       | 242,950.00   | 0.00         | 191,950.00   | 0.00             | 0.00      | 191,950.00    | 3,439,550.00      | 51,000.00          | 0.00                       |          |  |
| CO   |                  | 62,822,748.00             | 735,000.00                              | 63,557,748.00             | 1,950,344.90                | 6,985,742.85               | 0.00                        | 0.00                       | 8,036,087.75 | 1,904,474.80 | 6,882,162.85 | 0.00             | 0.00      | 8,088,637.75  | 54,021,660.25     | 49,450.00          | 0.00                       |          |  |
| Operations   |                  | 59,036,677.00             | 735,000.00                              | 59,771,677.00             | 1,950,344.90                | 6,985,742.85               | 0.00                        | 0.00                       | 8,036,087.75 | 1,904,474.80 | 6,882,162.85 | 0.00             | 0.00      | 8,088,637.75  | 50,835,589.25     | 49,450.00          | 0.00                       |          |  |
| CO : Relevant and quality tertiary education ensured to achieve inclusive growth and access of poor but deserving students to quality tertiary education increased |                  | 59,036,677.00             | 735,000.00                              | 59,771,677.00             | 1,950,344.90                | 6,985,742.85               | 0.00                        | 0.00                       | 8,036,087.75 | 1,904,474.80 | 6,882,162.85 | 0.00             | 0.00      | 8,088,637.75  | 50,835,589.25     | 49,450.00          | 0.00                       |          |  |
| HIGHER EDUCATION PROGRAM   |                  | 18,700,000.00             | 0.00                                    | 18,700,000.00             | 1,489,918.50                | 6,381,760.00               | 0.00                        | 0.00                       | 7,871,696.50 | 1,474,046.50 | 6,388,200.00 | 0.00             | 0.00      | 7,862,296.50  | 10,628,300.50     | 9,450.00           | 0.00                       |          |  |
| Provision of Higher Education Services   |                  | 14,240,247.00             | (1,130,000.00)                          | 13,110,247.00             | 489,428.40                  | 603,962.85                 | 0.00                        | 0.00                       | 1,063,391.25 | 430,428.40   | 593,962.85   | 0.00             | 0.00      | 1,024,391.25  | 12,045,855.75     | 40,000.00          | 0.00                       |          |  |
| PS   |                  | 26,086,430.00             | 1,865,000.00                            | 27,951,430.00             | 0.00                        | 0.00                       | 0.00                        | 0.00                       | 0.00         | 0.00         | 0.00         | 0.00             | 0.00      | 27,951,430.00 | 40,000.00         | 0.00               |                            |          |  |
| CO   |                  | 1,865,035.00              | 0.00                                    | 1,865,035.00              | 0.00                        | 0.00                       | 0.00                        | 0.00                       | 0.00         | 0.00         | 0.00         | 0.00             | 0.00      | 1,865,035.00  | 0.00              | 0.00               |                            |          |  |
| CO : Higher education research improved to promote economic productivity and innovation  |                  | 1,865,035.00              | 0.00                                    | 1,865,035.00              | 0.00                        | 0.00                       | 0.00                        | 0.00                       | 0.00         | 0.00         | 0.00         | 0.00             | 0.00      | 1,865,035.00  | 0.00              | 0.00               |                            |          |  |
| RESEARCH PROGRAM   |                  | 1,865,035.00              | 0.00                                    | 1,865,035.00              | 0.00                        | 0.00                       | 0.00                        | 0.00                       | 0.00         | 0.00         | 0.00         | 0.00             | 0.00      | 1,865,035.00  | 0.00              | 0.00               |                            |          |  |
| Conduct of Research Services   |                  | 200,000.00                | 0.00                                    | 200,000.00                | 0.00                        | 0.00                       | 0.00                        | 0.00                       | 0.00         | 0.00         | 0.00         | 0.00             | 0.00      | 200,000.00    | 0.00              | 0.00               |                            |          |  |
| PS   |                  | 1,465,253.00              | 0.00                                    | 1,465,253.00              | 0.00                        | 0.00                       | 0.00                        | 0.00                       | 0.00         | 0.00         | 0.00         | 0.00             | 0.00      | 1,465,253.00  | 0.00              | 0.00               |                            |          |  |
| MOOE   |                  | 287,782.00                | 0.00                                    | 287,782.00                | 0.00                        | 0.00                       | 0.00                        | 0.00                       | 0.00         | 0.00         | 0.00         | 0.00             | 0.00      | 287,782.00    | 0.00              | 0.00               |                            |          |  |
| CO   |                  | 1,865,036.00              | 0.00                                    | 1,865,036.00              | 0.00                        | 0.00                       | 0.00                        | 0.00                       | 0.00         | 0.00         | 0.00         | 0.00             | 0.00      | 1,865,036.00  | 0.00              | 0.00               |                            |          |  |
| CO : Community engagement increased  |                  | 1,865,036.00              | 0.00                                    | 1,865,036.00              | 0.00                        | 0.00                       | 0.00                        | 0.00                       | 0.00         | 0.00         | 0.00         | 0.00             | 0.00      | 1,865,036.00  | 0.00              | 0.00               |                            |          |  |
| TECHNICAL ADVISORY EXTENSION PROGRAM   |                  | 1,865,036.00              | 0.00                                    | 1,865,036.00              | 0.00                        | 0.00                       | 0.00                        | 0.00                       | 0.00         | 0.00         | 0.00         | 0.00             | 0.00      | 1,865,036.00  | 0.00              | 0.00               |                            |          |  |
| Provision of Extension Services  |                  | 1,865,036.00              | 0.00                                    | 1,865,036.00              | 0.00                        | 0.00                       | 0.00                        | 0.00                       | 0.00         | 0.00         | 0.00         | 0.00             | 0.00      | 1,865,036.00  | 0.00              | 0.00               |                            |          |  |


Department : State Universities and Colleges (SUCs)  
 Agency/Entity : Basilan State College  
 Operating Unit : < not applicable >  
 Organization Code (UAC3) : 08 109 0000000  
 Fund Cluster : 05 Internally Generated Funds  
 (e.g. UACS Fund Cluster: 05-Internally Generated Funds and 06-Business Related Funds)

| Particulars           | UACS CODE | Approved Budget           |   |                           |                             | Utilizations               |                             |                            |                      | Disbursements               |                            |                             |                            | Balances         |                   |                    |      |
|-----------------------|-----------|---------------------------|---|---------------------------|-----------------------------|----------------------------|-----------------------------|----------------------------|----------------------|-----------------------------|----------------------------|-----------------------------|----------------------------|------------------|-------------------|--------------------|------|
|                       |           | Approved Budgeted Revenue | Adjustments (Reductions, Modifications) | Adjusted Budgeted Revenue | 1st Quarter Ending March 31 | 2nd Quarter Ending June 30 | 3rd Quarter Ending Sept. 30 | 4th Quarter Ending Dec. 31 | Total                | 1st Quarter Ending March 31 | 2nd Quarter Ending June 30 | 3rd Quarter Ending Sept. 30 | 4th Quarter Ending Dec. 31 | TOTAL            | Unutilized Budget | Unpaid Obligations |      |
|                       |           | 3                         | 4                                       | 5=([3]+[4])               | 6                           | 7                          | 8                           | 9                          | 10=([6]+[7]+[8]+[9]) | 11                          | 12                         | 13                          | 14                         | 15=(11+12+13+14) | 16=(5-10)         | 17                 | 18   |
| PS                    |           | 400,000.00                | 0.00                                    | 400,000.00                | 0.00                        | 0.00                       | 0.00                        | 0.00                       | 0.00                 | 0.00                        | 0.00                       | 0.00                        | 0.00                       | 0.00             | 400,000.00        | 0.00               | 0.00 |
| MOOE                  |           | 1,340,252.00              | 0.00                                    | 1,340,252.00              | 0.00                        | 0.00                       | 0.00                        | 0.00                       | 0.00                 | 0.00                        | 0.00                       | 0.00                        | 0.00                       | 0.00             | 1,340,252.00      | 0.00               | 0.00 |
| CO                    |           | 152,784.00                | 0.00                                    | 152,784.00                | 0.00                        | 0.00                       | 0.00                        | 0.00                       | 0.00                 | 0.00                        | 0.00                       | 0.00                        | 0.00                       | 0.00             | 152,784.00        | 0.00               | 0.00 |
| Sub-Total, Operations |           | 62,822,748.00             | 735,000.00                              | 63,557,748.00             | 1,950,444.90                | 6,595,742.85               | 6,882,162.85                | 6,882,162.85               | 1,904,474.90         | 6,882,162.85                | 0.00                       | 0.00                        | 8,886,637.75               | 54,621,660.25    | 49,450.00         | 0.00               | 0.00 |
| PS                    |           | 19,300,000.00             | 0.00                                    | 19,300,000.00             | 1,489,816.50                | 6,381,760.00               | 0.00                        | 0.00                       | 7,871,596.50         | 1,474,948.50                | 6,388,200.00               | 0.00                        | 0.00                       | 7,862,246.50     | 11,428,303.50     | 9,450.00           | 0.00 |
| MOOE                  |           | 15,855,752.00             | (1,130,000.00)                          | 15,655,752.00             | 460,428.40                  | 603,662.85                 | 0.00                        | 0.00                       | 1,064,391.25         | 430,428.40                  | 593,662.85                 | 0.00                        | 0.00                       | 1,024,391.25     | 14,791,366.75     | 40,000.00          | 0.00 |
| FinEx (if Applicable) |           | 0.00                      | 0.00                                    | 0.00                      | 0.00                        | 0.00                       | 0.00                        | 0.00                       | 0.00                 | 0.00                        | 0.00                       | 0.00                        | 0.00                       | 0.00             | 0.00              | 0.00               | 0.00 |
| CO                    |           | 26,536,996.00             | 1,695,000.00                            | 28,401,996.00             | 2,471,380.90                | 7,440,730.79               | 0.00                        | 0.00                       | 9,912,119.69         | 2,236,510.90                | 7,494,309.79               | 0.00                        | 0.00                       | 9,739,819.69     | 28,401,996.00     | 0.00               | 0.00 |
| GRAND TOTAL           |           | 69,307,161.00             | 2,935,000.00                            | 72,332,161.00             | 2,471,380.90                | 7,440,730.79               | 0.00                        | 0.00                       | 9,912,119.69         | 2,236,510.90                | 7,494,309.79               | 0.00                        | 0.00                       | 9,739,819.69     | 62,420,041.31     | 181,300.00         | 0.00 |
| PS                    |           | 20,644,000.00             | 0.00                                    | 20,644,000.00             | 1,594,916.50                | 6,516,760.00               | 0.00                        | 0.00                       | 8,081,696.50         | 1,519,046.50                | 6,487,350.00               | 0.00                        | 0.00                       | 8,006,396.50     | 12,562,303.50     | 75,300.00          | 0.00 |
| MOOE                  |           | 21,763,659.00             | (2,180,000.00)                          | 19,603,659.00             | 905,464.40                  | 681,006.79                 | 0.00                        | 0.00                       | 1,597,473.19         | 717,464.40                  | 615,006.79                 | 0.00                        | 0.00                       | 1,532,473.19     | 18,916,185.81     | 55,000.00          | 0.00 |
| FinEx (if Applicable) |           | 0.00                      | 0.00                                    | 0.00                      | 0.00                        | 0.00                       | 0.00                        | 0.00                       | 0.00                 | 0.00                        | 0.00                       | 0.00                        | 0.00                       | 0.00             | 0.00              | 0.00               | 0.00 |
| CO                    |           | 26,969,502.00             | 5,115,000.00                            | 32,084,502.00             | 0.00                        | 242,650.00                 | 0.00                        | 0.00                       | 242,650.00           | 0.00                        | 191,650.00                 | 0.00                        | 0.00                       | 191,650.00       | 31,941,552.00     | 51,000.00          | 0.00 |

**Certified Correct:**  
  
 ALVIN S. SAGGAAN  
 Budget Officer II  
 Date: 2021-07-29 15:05:52

**Certifier Correct:**  
  
 HUSNIDA A. AHMAD, CPA  
 Accountant III  
 Date: 2021-07-29 15:05:52

**Recommending Approval By:**  
  
 NENENG MONTONG-HUSIN  
 Finance Director  
 Date: 2021-07-29 15:17:24

**Approved By:**  
  
 HAFSA ABUR-RIM-SALAIN, ED.D.  
 Agency Head  
 Date: 2021-07-29 15:18:54