

STATEMENT OF APPROPRIATIONS, ALLOTMENTS, OBLIGATIONS, DISBURSEMENTS AND BALANCES
As at the Quarter Ending December 31, 2021

Department : State Universities and Colleges (SUCs)
Agency/Entity : Basilan State College
Operating Unit : < not applicable >
Organization Code (UACS) : 08 109 0000000
Fund Cluster : 01 Regular Agency Fund
(e.g. UACS Fund Cluster: 01-Regular Agency Fund, 02-Foreign Assisted Projects Fund, 03-Special Account-Localy Funded/Domestic Grants Fund, and 04-Special Account-Foreign Assisted/Foreign Grants Fund)

X	Current Year Appropriations
	Supplemental Appropriations
	Continuing Appropriations

Particulars	UACS CODE	Appropriations				Allotments				Current Year Obligations				Current Year Disbursements				Balances					
		Authorized Appropriations	Adjusted Appropriations	Adjusted Appropriations	Adjusted Appropriations	Transfer To	Transfer From	Adjusted Total Allotments	1st Quarter Ending March 31	2nd Quarter Ending June 30	3rd Quarter Ending Sept. 30	4th Quarter Ending Dec. 31	TOTAL	15-(11+12+13+14)	16	17	18	19	20-(16+17+18+19)	Unreleased Appro	Unobligated Allotments	Unpaid Obligations(15-20)+(23+24)	
		3	4	5-(3+4)	6	7	8	9	10=(8+9)-(7+8+9)	11	12	13	14	15=(11+12+13+14)	16	17	18	19	20	21	22	23	24
L Agency Specific Budget		117,289,000.00	0.00	117,289,000.00	108,909,920.00	0.00	0.00	108,909,920.00	18,608,181.16	23,217,411.99	25,098,495.48	43,757,795.09	108,680,024.62	15,442,121.42	23,081,503.05	20,047,300.51	29,347,057.67	87,917,982.85	8,379,060.00	228,885.38	20,782,041.77	0.00	0.00
General Administration and Support	1000000000000000	45,735,000.00	0.00	45,735,000.00	38,355,000.00	0.00	0.00	38,355,000.00	8,348,235.45	8,344,018.16	7,101,619.34	18,359,657.21	38,153,530.16	6,343,825.44	7,347,339.56	6,258,547.52	12,022,461.66	31,872,284.02	7,379,060.00	202,389.84	6,161,246.14	0.00	0.00
General Management and Supervision	10000010001000	33,658,000.00	0.00	33,658,000.00	33,658,000.00	0.00	0.00	33,658,000.00	6,348,235.45	8,344,018.16	7,101,619.34	11,661,737.21	33,455,610.16	6,343,825.44	7,347,339.56	6,258,547.52	12,022,461.66	28,791,384.02	0.00	202,389.84	4,694,246.14	0.00	0.00
MOOE		19,555,000.00	0.00	19,555,000.00	19,555,000.00	0.00	0.00	19,555,000.00	4,050,115.98	5,535,070.00	4,018,868.69	5,850,011.26	19,554,886.85	4,045,815.98	5,540,170.90	3,952,811.46	4,481,261.00	18,660,073.34	0.00	113.15	1,484,807.51	0.00	0.00
MOOE		14,103,000.00	0.00	14,103,000.00	14,103,000.00	0.00	0.00	14,103,000.00	2,988,119.47	2,898,147.26	3,082,730.65	5,711,725.53	13,900,723.31	2,988,119.46	1,607,168.68	2,265,735.98	4,360,260.48	10,731,284.68	0.00	202,278.69	3,189,438.63	0.00	0.00
MOOE		12,077,000.00	0.00	12,077,000.00	4,697,920.00	0.00	0.00	4,697,920.00	0.00	0.00	0.00	4,697,920.00	4,697,920.00	0.00	0.00	0.00	0.00	3,180,920.00	0.00	0.00	1,517,000.00	0.00	0.00
MOOE		12,077,000.00	0.00	12,077,000.00	4,697,920.00	0.00	0.00	4,697,920.00	0.00	0.00	0.00	4,697,920.00	4,697,920.00	0.00	0.00	0.00	0.00	3,180,920.00	0.00	0.00	1,517,000.00	0.00	0.00
MOOE		45,735,000.00	0.00	45,735,000.00	38,355,000.00	0.00	0.00	38,355,000.00	6,348,235.45	8,344,018.16	7,101,619.34	16,359,657.21	38,153,530.16	6,343,825.44	7,347,339.56	6,258,547.52	12,022,461.66	31,872,284.02	7,379,060.00	202,389.84	6,161,246.14	0.00	0.00
MOOE		31,632,000.00	0.00	31,632,000.00	24,252,000.00	0.00	0.00	24,252,000.00	4,050,115.98	5,535,070.00	4,018,868.69	10,847,831.26	24,252,000.00	4,045,815.98	5,540,170.90	3,952,811.46	4,481,261.00	18,660,073.34	0.00	113.15	3,011,807.51	0.00	0.00
MOOE		14,103,000.00	0.00	14,103,000.00	14,103,000.00	0.00	0.00	14,103,000.00	2,988,119.47	2,898,147.26	3,082,730.65	5,711,725.53	13,900,723.31	2,988,119.46	1,607,168.68	2,265,735.98	4,360,260.48	10,731,284.68	0.00	202,278.69	3,189,438.63	0.00	0.00
MOOE		0.00	0.00	0.00	0.00	0.00	0.00	0.00	0.00	0.00	0.00	0.00	0.00	0.00	0.00	0.00	0.00	0.00	0.00	0.00	0.00	0.00	0.00
MOOE		0.00	0.00	0.00	0.00	0.00	0.00	0.00	0.00	0.00	0.00	0.00	0.00	0.00	0.00	0.00	0.00	0.00	0.00	0.00	0.00	0.00	0.00
MOOE		71,554,000.00	0.00	71,554,000.00	70,554,000.00	0.00	0.00	70,554,000.00	10,280,145.71	14,873,393.73	17,966,876.14	27,396,078.88	70,526,484.46	9,086,185.94	15,734,183.47	13,768,733.19	17,324,596.19	55,645,698.83	1,000,000.00	27,505.54	14,590,796.03	0.00	0.00
MOOE		70,000,000.00	0.00	70,000,000.00	69,000,000.00	0.00	0.00	69,000,000.00	9,989,485.13	14,128,468.51	17,096,480.10	27,216,162.70	69,010,584.44	8,887,605.98	15,030,013.86	13,377,488.93	17,234,572.01	54,529,690.81	1,000,000.00	19,405.56	14,480,803.83	0.00	0.00
MOOE		62,455,000.00	0.00	62,455,000.00	62,455,000.00	0.00	0.00	62,455,000.00	9,989,485.13	14,128,468.51	15,697,560.10	22,658,510.60	62,454,542.34	8,887,605.98	15,030,013.86	13,377,488.93	17,234,572.01	54,529,690.81	1,000,000.00	18,405.56	14,480,803.83	0.00	0.00
MOOE		48,997,500.00	3,187,500.00	48,997,500.00	48,997,500.00	0.00	0.00	48,997,500.00	9,244,629.58	12,686,990.52	9,861,483.73	17,204,111.17	48,997,500.00	8,183,050.43	13,756,687.90	9,571,069.99	12,095,696.69	43,596,483.92	0.00	697.68	7,626,351.93	0.00	0.00
MOOE		16,645,000.00	0.00	16,645,000.00	16,645,000.00	0.00	0.00	16,645,000.00	724,555.55	1,441,495.99	1,986,900.00	4,557,652.10	6,569,552.10	724,555.55	1,273,545.99	3,866,429.03	5,138,876.32	10,843,206.80	0.00	697.68	2,513,335.45	0.00	0.00
MOOE		7,575,000.00	0.00	7,575,000.00	6,575,000.00	0.00	0.00	6,575,000.00	0.00	0.00	0.00	4,557,652.10	6,569,552.10	0.00	0.00	0.00	0.00	0.00	1,000,000.00	18,447.50	6,569,552.10	0.00	0.00
MOOE		500,000.00	0.00	500,000.00	500,000.00	0.00	0.00	500,000.00	0.00	0.00	0.00	4,557,652.10	6,569,552.10	0.00	0.00	0.00	0.00	0.00	1,000,000.00	18,447.50	6,569,552.10	0.00	0.00
MOOE		500,000.00	0.00	500,000.00	500,000.00	0.00	0.00	500,000.00	0.00	0.00	0.00	0.00	0.00	0.00	0.00	0.00	0.00	0.00	500,000.00	0.00	0.00	0.00	0.00
MOOE		2,000,000.00	0.00	2,000,000.00	2,000,000.00	0.00	0.00	2,000,000.00	0.00	0.00	0.00	0.00	1,998,800.00	0.00	0.00	0.00	0.00	0.00	500,000.00	0.00	0.00	0.00	0.00
MOOE		2,000,000.00	0.00	2,000,000.00	2,000,000.00	0.00	0.00	2,000,000.00	0.00	0.00	0.00	0.00	1,998,800.00	0.00	0.00	0.00	0.00	0.00	500,000.00	0.00	0.00	0.00	0.00
MOOE		500,000.00	0.00	500,000.00	500,000.00	0.00	0.00	500,000.00	0.00	0.00	0.00	0.00	0.00	0.00	0.00	0.00	0.00	0.00	500,000.00	0.00	0.00	0.00	0.00

This report was generated using the Unified Reporting System on 03/02/2022 03:56 version FAR1.2.5 ; Status : SUBMITTED

Department : State Universities and Colleges (SUCs)
 Agency/Entity : Basilan State College
 Operating Unit : < not applicable >
 Organization Code (UACS) : 08 109 0000000
 Fund Cluster : 01 Regular Agency Fund

X
 Current Year Appropriations
 Supplemental Appropriations
 Continuing Appropriations


Particulars	UACS CODE	Appropriations				Adjustments				Transfers				Current Year Obligations				Current Year Disbursements				Balances			
		Authorized	Adjusted	Transfer From	Adjusted Total	Transfer To	Transfer From	Adjusted Total	1st Quarter	2nd Quarter	3rd Quarter	4th Quarter	TOTAL	1st Quarter	2nd Quarter	3rd Quarter	4th Quarter	TOTAL	Unreleased	Unobligated	Unpaid Obligations (15-20)-(23+24)				
		3	4	5=(3+4)	6	7	8	9	10=(6+7+8+9)	11	12	13	14	15=(11+12+13+14)	16	17	18	19	20=(16+17+18+19)	21	22	23	24		
MOOE		500,000.00	0.00	500,000.00	0.00	0.00	0.00	0.00	0.00	0.00	0.00	0.00	0.00	0.00	0.00	0.00	0.00	0.00	0.00	500,000.00	0.00	0.00	0.00		
Acquisition of Instructional Computer Laboratory	310100200001000	2,500,000.00	0.00	2,500,000.00	0.00	0.00	0.00	2,500,000.00	0.00	0.00	0.00	2,499,735.00	2,499,735.00	0.00	0.00	0.00	0.00	0.00	0.00	0.00	0.00	2,499,735.00	0.00		
CO		2,500,000.00	0.00	2,500,000.00	0.00	0.00	0.00	2,500,000.00	0.00	0.00	0.00	2,499,735.00	2,499,735.00	0.00	0.00	0.00	0.00	0.00	0.00	0.00	0.00	2,499,735.00	0.00		
Acquisition of Facilities and Equipment for the Nursing Department	310100200002000	2,075,000.00	0.00	2,075,000.00	0.00	0.00	0.00	2,075,000.00	0.00	0.00	0.00	2,057,917.10	2,057,917.10	0.00	0.00	0.00	0.00	0.00	0.00	0.00	0.00	2,057,917.10	0.00		
CO		2,075,000.00	0.00	2,075,000.00	0.00	0.00	0.00	2,075,000.00	0.00	0.00	0.00	2,057,917.10	2,057,917.10	0.00	0.00	0.00	0.00	0.00	0.00	0.00	0.00	2,057,917.10	0.00		
CO - Higher education research improved to promote economic productivity and innovation		774,000.00	0.00	774,000.00	0.00	0.00	0.00	774,000.00	0.00	0.00	0.00	773,968.02	773,968.02	0.00	0.00	0.00	0.00	0.00	0.00	0.00	0.00	773,968.02	0.00		
RESEARCH PROGRAM		774,000.00	0.00	774,000.00	0.00	0.00	0.00	774,000.00	0.00	0.00	0.00	773,968.02	773,968.02	0.00	0.00	0.00	0.00	0.00	0.00	0.00	0.00	773,968.02	0.00		
Conduct of Research Services	3302000100001000	774,000.00	0.00	774,000.00	0.00	0.00	0.00	774,000.00	0.00	0.00	0.00	773,968.02	773,968.02	0.00	0.00	0.00	0.00	0.00	0.00	0.00	0.00	773,968.02	0.00		
MOOE		774,000.00	0.00	774,000.00	0.00	0.00	0.00	774,000.00	0.00	0.00	0.00	773,968.02	773,968.02	0.00	0.00	0.00	0.00	0.00	0.00	0.00	0.00	773,968.02	0.00		
CO - Community engagement increased		750,000.00	0.00	750,000.00	0.00	0.00	0.00	750,000.00	0.00	0.00	0.00	741,962.00	741,962.00	0.00	0.00	0.00	0.00	0.00	0.00	0.00	0.00	741,962.00	0.00		
TECHNICAL ADVISORY EXTENSION PROGRAM		750,000.00	0.00	750,000.00	0.00	0.00	0.00	750,000.00	0.00	0.00	0.00	741,962.00	741,962.00	0.00	0.00	0.00	0.00	0.00	0.00	0.00	0.00	741,962.00	0.00		
Provision of Extension Services	330100100001000	750,000.00	0.00	750,000.00	0.00	0.00	0.00	750,000.00	0.00	0.00	0.00	741,962.00	741,962.00	0.00	0.00	0.00	0.00	0.00	0.00	0.00	0.00	741,962.00	0.00		
MOOE		750,000.00	0.00	750,000.00	0.00	0.00	0.00	750,000.00	0.00	0.00	0.00	741,962.00	741,962.00	0.00	0.00	0.00	0.00	0.00	0.00	0.00	0.00	741,962.00	0.00		
Sub-Total: Operators		750,000.00	0.00	750,000.00	0.00	0.00	0.00	750,000.00	0.00	0.00	0.00	741,962.00	741,962.00	0.00	0.00	0.00	0.00	0.00	0.00	0.00	0.00	741,962.00	0.00		
Pg		71,554,000.00	0.00	71,554,000.00	0.00	0.00	0.00	70,554,000.00	0.00	0.00	0.00	70,526,494.49	70,526,494.49	0.00	0.00	0.00	0.00	0.00	0.00	0.00	0.00	70,526,494.49	0.00		
MOOE		45,810,000.00	3,187,500.00	48,997,500.00	0.00	0.00	0.00	48,997,500.00	0.00	0.00	0.00	48,997,500.00	48,997,500.00	0.00	0.00	0.00	0.00	0.00	0.00	0.00	0.00	48,997,500.00	0.00		
MOOE		19,169,000.00	(3,187,500.00)	15,981,500.00	0.00	0.00	0.00	14,815,000.00	0.00	0.00	0.00	14,815,000.00	14,815,000.00	0.00	0.00	0.00	0.00	0.00	0.00	0.00	0.00	14,815,000.00	0.00		
MOOE		19,169,000.00	(3,187,500.00)	15,981,500.00	0.00	0.00	0.00	14,815,000.00	0.00	0.00	0.00	14,815,000.00	14,815,000.00	0.00	0.00	0.00	0.00	0.00	0.00	0.00	0.00	14,815,000.00	0.00		
CO		6,575,000.00	0.00	6,575,000.00	0.00	0.00	0.00	6,575,000.00	0.00	0.00	0.00	6,556,552.10	6,556,552.10	0.00	0.00	0.00	0.00	0.00	0.00	0.00	0.00	6,556,552.10	0.00		
Sub-Total: I. Agency Specific Budget		117,289,000.00	0.00	117,289,000.00	0.00	0.00	0.00	108,999,000.00	0.00	0.00	0.00	108,860,024.62	108,860,024.62	0.00	0.00	0.00	0.00	0.00	0.00	0.00	0.00	108,860,024.62	0.00		
PS		77,442,000.00	3,187,500.00	80,629,500.00	0.00	0.00	0.00	73,250,420.00	0.00	0.00	0.00	73,250,308.85	73,250,308.85	0.00	0.00	0.00	0.00	0.00	0.00	0.00	0.00	73,250,308.85	0.00		
MOOE		33,272,000.00	(3,187,500.00)	30,084,500.00	0.00	0.00	0.00	29,084,500.00	0.00	0.00	0.00	28,873,165.67	28,873,165.67	0.00	0.00	0.00	0.00	0.00	0.00	0.00	0.00	28,873,165.67	0.00		
MOOE		33,272,000.00	(3,187,500.00)	30,084,500.00	0.00	0.00	0.00	29,084,500.00	0.00	0.00	0.00	28,873,165.67	28,873,165.67	0.00	0.00	0.00	0.00	0.00	0.00	0.00	0.00	28,873,165.67	0.00		
CO		6,575,000.00	0.00	6,575,000.00	0.00	0.00	0.00	6,575,000.00	0.00	0.00	0.00	6,556,552.10	6,556,552.10	0.00	0.00	0.00	0.00	0.00	0.00	0.00	0.00	6,556,552.10	0.00		
II. Automatic Appropriations		5,893,000.00	283,977.00	6,176,977.00	0.00	0.00	0.00	6,176,977.00	0.00	0.00	0.00	6,176,977.00	6,176,977.00	0.00	0.00	0.00	0.00	0.00	0.00	0.00	0.00	6,176,977.00	0.00		
Specific Budgets of National Government Agencies		5,893,000.00	283,977.00	6,176,977.00	0.00	0.00	0.00	6,176,977.00	0.00	0.00	0.00	6,176,977.00	6,176,977.00	0.00	0.00	0.00	0.00	0.00	0.00	0.00	0.00	6,176,977.00	0.00		
Retirement and Life Insurance Premiums		5,893,000.00	283,977.00	6,176,977.00	0.00	0.00	0.00	6,176,977.00	0.00	0.00	0.00	6,176,977.00	6,176,977.00	0.00	0.00	0.00	0.00	0.00	0.00	0.00	0.00	6,176,977.00	0.00		
PS		5,893,000.00	283,977.00	6,176,977.00	0.00	0.00	0.00	6,176,977.00	0.00	0.00	0.00	6,176,977.00	6,176,977.00	0.00	0.00	0.00	0.00	0.00	0.00	0.00	0.00	6,176,977.00	0.00		
PS		5,893,000.00	283,977.00	6,176,977.00	0.00	0.00	0.00	6,176,977.00	0.00	0.00	0.00	6,176,977.00	6,176,977.00	0.00	0.00	0.00	0.00	0.00	0.00	0.00	0.00	6,176,977.00	0.00		


This report was generated using the Unified Reporting System on 03/02/2022 03:56 version: FAR 1.2.5 ; Status: SUBMITTED


Department : State Universities and Colleges (SUCs)
 Agency/Entity : Basilan State College
 Operating Unit : < not applicable >
 Organization Code (UACS) : 08 109 0000000
 Fund Cluster : 01 Regular Agency Fund


X	Current Year Appropriations
	Supplemental Appropriations
	Continuing Appropriations

Particulars	UACS CODE	Current Year Obligations										Current Year Disbursements					Balances										
		Adjustments (Revisions, Modifications, Supplementations)										TOTAL					Unreleased Appro	Unobligated Allotments	Unpaid Obligations (15-20)-(23+24)								
		1	2	3	4	5	6	7	8	9	10	11	12	13	14	15			16	17	18	19	20	21	22	23	24
Sub-total I: Automatic Appropriations		5,893,000.00		5,893,000.00	283,977.00	6,176,977.00	0.00	0.00	0.00	6,176,977.00	1,440,373.80	1,503,709.08	1,479,494.22	5,877,569.23	896,571.89	1,024,823.04	1,503,709.08	1,479,494.22	5,877,569.23	1,503,709.08	1,479,494.22	5,877,569.23	0.00	299,378.77	3,128.24	0.00	
MODE		5,893,000.00		5,893,000.00	283,977.00	6,176,977.00	0.00	0.00	0.00	6,176,977.00	1,440,373.80	1,503,709.08	1,479,494.22	5,877,569.23	896,571.89	1,024,823.04	1,503,709.08	1,479,494.22	5,877,569.23	1,503,709.08	1,479,494.22	5,877,569.23	0.00	299,378.77	3,128.24	0.00	
FINEX		0.00		0.00	0.00	0.00	0.00	0.00	0.00	0.00	0.00	0.00	0.00	0.00	0.00	0.00	0.00	0.00	0.00	0.00	0.00	0.00	0.00	0.00	0.00	0.00	
CO		0.00		0.00	0.00	0.00	0.00	0.00	0.00	0.00	0.00	0.00	0.00	0.00	0.00	0.00	0.00	0.00	0.00	0.00	0.00	0.00	0.00	0.00	0.00	0.00	
III. Special Purpose Fund		0.00		0.00	0.00	0.00	0.00	0.00	0.00	0.00	0.00	0.00	0.00	0.00	0.00	0.00	0.00	0.00	0.00	0.00	0.00	0.00	0.00	0.00	0.00	0.00	
Pension and Gratuity Fund		0.00		0.00	0.00	0.00	0.00	0.00	0.00	0.00	0.00	0.00	0.00	0.00	0.00	0.00	0.00	0.00	0.00	0.00	0.00	0.00	0.00	0.00	0.00	0.00	
PS		0.00		0.00	0.00	0.00	0.00	0.00	0.00	0.00	0.00	0.00	0.00	0.00	0.00	0.00	0.00	0.00	0.00	0.00	0.00	0.00	0.00	0.00	0.00	0.00	
Sub-Total III: Special Purpose Fund		0.00		0.00	0.00	0.00	0.00	0.00	0.00	0.00	0.00	0.00	0.00	0.00	0.00	0.00	0.00	0.00	0.00	0.00	0.00	0.00	0.00	0.00	0.00	0.00	
PS		0.00		0.00	0.00	0.00	0.00	0.00	0.00	0.00	0.00	0.00	0.00	0.00	0.00	0.00	0.00	0.00	0.00	0.00	0.00	0.00	0.00	0.00	0.00	0.00	
MODE		0.00		0.00	0.00	0.00	0.00	0.00	0.00	0.00	0.00	0.00	0.00	0.00	0.00	0.00	0.00	0.00	0.00	0.00	0.00	0.00	0.00	0.00	0.00	0.00	
FINEX		0.00		0.00	0.00	0.00	0.00	0.00	0.00	0.00	0.00	0.00	0.00	0.00	0.00	0.00	0.00	0.00	0.00	0.00	0.00	0.00	0.00	0.00	0.00	0.00	
CO		0.00		0.00	0.00	0.00	0.00	0.00	0.00	0.00	0.00	0.00	0.00	0.00	0.00	0.00	0.00	0.00	0.00	0.00	0.00	0.00	0.00	0.00	0.00	0.00	
IV. Revision of the Unliquidated Obligations charged against RA Nos. 1146E and 1149F		0.00		0.00	0.00	0.00	0.00	0.00	0.00	0.00	0.00	0.00	0.00	0.00	0.00	0.00	0.00	0.00	0.00	0.00	0.00	0.00	0.00	0.00	0.00	0.00	
GRAND TOTAL		123,182,000.00		123,182,000.00	2,243,681.00	125,425,681.00	0.00	0.00	0.00	125,425,681.00	28,378,973.80	29,514,468.45	28,378,973.80	116,517,325.67	16,411,893.31	25,008,320.09	23,327,790.83	21,457,186.45	116,517,325.67	23,327,790.83	21,457,186.45	116,517,325.67	0.00	529,278.33	20,765,168.01	0.00	
MODE		53,335,000.00		53,335,000.00	5,431,181.00	58,766,181.00	0.00	0.00	0.00	58,766,181.00	19,972,335.22	17,180,837.54	29,514,468.45	81,087,607.60	13,178,438.30	18,844,381.48	16,844,381.48	17,457,186.45	81,087,607.60	16,844,381.48	17,457,186.45	81,087,607.60	0.00	299,483.10	8,425,948.83	0.00	
CO		33,272,000.00		33,272,000.00	(3,187,500.00)	30,084,500.00	0.00	0.00	30,084,500.00	4,994,500.47	9,219,338.99	11,346,041.54	28,973,165.87	3,333,255.01	3,794,994.25	6,483,419.15	6,483,419.15	9,509,181.18	3,333,255.01	6,483,419.15	9,509,181.18	0.00	211,334.33	5,782,666.08	0.00		
Recapitulation by CO:		6,975,000.00		6,975,000.00	0.00	6,975,000.00	0.00	0.00	6,975,000.00	0.00	0.00	0.00	0.00	0.00	0.00	0.00	0.00	0.00	0.00	0.00	0.00	0.00	0.00	0.00	0.00	0.00	0.00
Agency Specific Budget		71,554,000.00		71,554,000.00	1,010,747.00	72,564,747.00	0.00	0.00	72,564,747.00	14,673,392.73	16,969,546.18	27,434,154.88	71,537,240.50	9,098,185.98	13,734,493.47	14,791,423.33	17,362,872.16	59,056,444.87	71,537,240.50	14,791,423.33	17,362,872.16	59,056,444.87	0.00	27,508.50	14,500,795.83	0.00	
HIGHER EDUCATION PROGRAM		70,030,000.00		70,030,000.00	1,010,747.00	71,040,747.00	0.00	0.00	71,040,747.00	14,128,488.51	16,699,130.14	27,254,239.70	70,021,340.48	8,897,805.98	13,300,168.87	14,350,168.87	17,272,648.01	55,540,436.85	70,021,340.48	14,350,168.87	17,272,648.01	55,540,436.85	0.00	19,408.52	14,480,000.83	0.00	
RESEARCH PROGRAM		774,000.00		774,000.00	0.00	774,000.00	0.00	0.00	774,000.00	218,257.22	309,418.04	97,121.18	773,808.02	78,030.00	177,499.56	411,254.28	90,024.18	759,800.02	773,808.02	411,254.28	90,024.18	759,800.02	0.00	91.98	17,103.00	0.00	
TECHNICAL ADVISORY EXTENSION PROGRAM		790,000.00		790,000.00	0.00	790,000.00	0.00	0.00	790,000.00	528,650.00	528,650.00	82,792.00	741,892.00	132,950.00	528,650.00	528,650.00	82,792.00	869,300.00	528,650.00	82,792.00	869,300.00	0.00	8,008.00	82,792.00	0.00		

Certified Correct:

 ALVIN S. SAGGAN
 Budget Officer III
 Date: 2022-01-26 11:47:31

Confidential Approval:

 HUSDINA A. AHMAD
 Accountant III
 Date: 2022-01-26 11:47:31

Recommending Approval:

 NENE MONTONG-HUSIN
 Finance Director
 Date: 2022-01-28 16:47:25

Approved By:

 FAIPUR RAHIM-SALAIN, ED. D.
 Agency Head
 Date: 2022-01-31 15:45:47