

STATEMENT OF APPROVED BUDGET, UTILIZATIONS, DISBURSEMENTS AND BALANCES

(For Off-Budgetary Funds)

As at the Quarter Ending June 30, 2022

Department : State Universities and Colleges (SUCs)  
 Agency/Entity : Basilan State College  
 Operating Unit : < not applicable >  
 Organization Code (UACS) : 08 109 0000000  
 Fund Cluster : 05 Internally Generated Funds

(e.g. UACS Fund Cluster: 05-Internally Generated Funds and 06-Business Related Funds)

Particulars	UACS CODE	Approved Budget				Utilizations				Disbursements				Balances			
		Approved Budgeted Revenue	Adjustments (Reductions, Modifications)	Adjusted Budgeted Revenue	1st Quarter Ending March 31	2nd Quarter Ending June 30	3rd Quarter Ending Sept. 30	4th Quarter Ending Dec. 31	Total	1st Quarter Ending March 31	2nd Quarter Ending June 30	3rd Quarter Ending Sept. 30	4th Quarter Ending Dec. 31	TOTAL	Unutilized Budget	Unpaid Obligations	
1	2	3	4	5=(3+4)	6	7	8	9	10=(6+7+8+9)	11	12	13	14	15=(11+12+13+14)	16=(6-10)	17	18
General Administration and Support	10000000000000000000	18,055,576.78	500,000.00	18,555,576.78	2,203,071.77	5,901,186.63	5,901,186.63	0.00	8,104,258.40	1,097,397.77	3,570,795.57	0.00	0.00	4,668,193.34	10,451,318.38	3,438,085.06	0.00
General Management and Supervision	1000001000010000	18,055,576.78	500,000.00	18,555,576.78	2,203,071.77	5,901,186.63	5,901,186.63	0.00	8,104,258.40	1,097,397.77	3,570,795.57	0.00	0.00	4,668,193.34	10,451,318.38	3,438,085.06	0.00
PS		1,230,000.00	0.00	1,230,000.00	135,000.00	540,818.00	540,818.00	0.00	675,618.00	100,000.00	345,818.00	0.00	0.00	445,818.00	554,182.00	230,000.00	0.00
MOOE		9,215,323.58	500,000.00	9,715,323.58	500,724.00	1,108,317.84	1,108,317.84	0.00	1,607,041.94	415,500.00	1,191,541.94	0.00	0.00	1,607,041.94	8,108,281.64	3,206,085.06	0.00
CO		7,610,253.20	0.00	7,610,253.20	1,567,347.77	4,254,050.69	4,254,050.69	0.00	5,821,388.46	581,697.77	2,033,436.63	0.00	0.00	2,615,333.40	1,786,654.74	3,206,085.06	0.00
Sub-Total, General Administration and Support		18,055,576.78	500,000.00	18,555,576.78	2,203,071.77	5,901,186.63	5,901,186.63	0.00	8,104,258.40	1,097,397.77	3,570,795.57	0.00	0.00	4,668,193.34	10,451,318.38	3,438,085.06	0.00
PS		1,230,000.00	0.00	1,230,000.00	135,000.00	540,818.00	540,818.00	0.00	675,618.00	100,000.00	345,818.00	0.00	0.00	445,818.00	554,182.00	230,000.00	0.00
MOOE		9,215,323.58	500,000.00	9,715,323.58	500,724.00	1,108,317.84	1,108,317.84	0.00	1,607,041.94	415,500.00	1,191,541.94	0.00	0.00	1,607,041.94	8,108,281.64	3,206,085.06	0.00
CO		7,610,253.20	0.00	7,610,253.20	1,567,347.77	4,254,050.69	4,254,050.69	0.00	5,821,388.46	581,697.77	2,033,436.63	0.00	0.00	2,615,333.40	1,786,654.74	3,206,085.06	0.00
FinEx (If Applicable)		0.00	0.00	0.00	0.00	0.00	0.00	0.00	0.00	0.00	0.00	0.00	0.00	0.00	0.00	0.00	0.00
Operations		7,610,253.20	0.00	7,610,253.20	1,567,347.77	4,254,050.69	4,254,050.69	0.00	5,821,388.46	581,697.77	2,033,436.63	0.00	0.00	2,615,333.40	1,786,654.74	3,206,085.06	0.00
CO: Relevant and quality tertiary education ensured to achieve inclusive growth and access of poor but deserving students to quality tertiary education increased	30000000000000000000	109,598,355.59	0.00	109,598,355.59	5,077,947.10	17,121,053.95	17,121,053.95	0.00	22,199,001.05	2,522,896.35	9,270,166.28	0.00	0.00	11,793,062.63	87,309,354.54	10,405,938.42	0.00
HIGHER EDUCATION PROGRAM	31000000000000000000	100,004,094.55	0.00	100,004,094.55	5,077,947.10	16,198,003.95	16,198,003.95	0.00	21,275,951.05	2,522,896.35	8,360,096.28	0.00	0.00	10,882,992.63	78,728,143.50	10,362,568.42	0.00
Provision of Higher Education Services	3101001000010000	100,004,094.55	0.00	100,004,094.55	5,077,947.10	16,198,003.95	16,198,003.95	0.00	21,275,951.05	2,522,896.35	8,360,096.28	0.00	0.00	10,882,992.63	78,728,143.50	10,362,568.42	0.00
PS		850,396.40	0.00	850,396.40	180,756.20	136,142.00	136,142.00	0.00	316,898.20	107,428.81	177,202.20	0.00	0.00	284,628.01	633,468.20	32,269.19	0.00
MOOE		41,683,460.41	0.00	41,683,460.41	4,897,190.90	6,456,516.95	6,456,516.95	0.00	11,363,710.85	2,415,469.54	8,182,894.08	0.00	0.00	10,598,363.62	30,329,769.56	755,347.23	0.00
CO		57,370,247.74	0.00	57,370,247.74	0.00	9,605,342.00	9,605,342.00	0.00	9,605,342.00	0.00	0.00	0.00	0.00	47,764,905.74	9,605,342.00	0.00	0.00
CO: Higher education research/improved to promote economic productivity and innovation	32000000000000000000	4,752,130.52	0.00	4,752,130.52	0.00	0.00	0.00	0.00	0.00	0.00	0.00	0.00	0.00	4,752,130.52	0.00	0.00	0.00
RESEARCH PROGRAM	32020000000000000000	4,752,130.52	0.00	4,752,130.52	0.00	0.00	0.00	0.00	0.00	0.00	0.00	0.00	0.00	4,752,130.52	0.00	0.00	0.00
Conduct of Research Services	3202001000010000	4,752,130.52	0.00	4,752,130.52	0.00	0.00	0.00	0.00	0.00	0.00	0.00	0.00	0.00	4,752,130.52	0.00	0.00	0.00
PS		1,780,000.00	0.00	1,780,000.00	0.00	0.00	0.00	0.00	0.00	0.00	0.00	0.00	0.00	1,780,000.00	0.00	0.00	0.00
MOOE		857,130.52	0.00	857,130.52	0.00	0.00	0.00	0.00	0.00	0.00	0.00	0.00	0.00	857,130.52	0.00	0.00	0.00
CO		2,115,000.00	0.00	2,115,000.00	0.00	0.00	0.00	0.00	0.00	0.00	0.00	0.00	0.00	2,115,000.00	0.00	0.00	0.00
CO: Community engagement increased	33000000000000000000	4,752,130.52	0.00	4,752,130.52	0.00	0.00	0.00	0.00	0.00	0.00	0.00	0.00	0.00	4,752,130.52	0.00	0.00	0.00
TECHNICAL ADVISORY EXTENSION PROGRAM	33010000000000000000	4,752,130.52	0.00	4,752,130.52	0.00	0.00	0.00	0.00	0.00	0.00	0.00	0.00	0.00	4,752,130.52	0.00	0.00	0.00
Provision of Extension Services	3301001000010000	4,752,130.52	0.00	4,752,130.52	0.00	0.00	0.00	0.00	0.00	0.00	0.00	0.00	0.00	4,752,130.52	0.00	0.00	0.00


This report was generated using the Unified Reporting System on null version.FAR2.1.1 - Status: SUBMITTED

**STATEMENT OF APPROVED BUDGET, UTILIZATIONS, DISBURSEMENTS AND BALANCES**  
 (For Off-Budgetary Funds)  
 As at the Quarter Ending June 30, 2022


Department : State Universities and Colleges (SUCs)  
 Agency/Entity : Basilan State College  
 Operating Unit : < not applicable >  
 Organization Code (UJCS) : 08 109 0000000  
 Fund Cluster : 05 Internally Generated Funds  
 (e.g. UACS Fund Cluster: 06-Internally Generated Funds and 06-Business Related Funds)

Particulars	UACS CODE	Approved Budget				Utilizations				Disbursements				Balances			
		Approved Budgeted Revenue	Adjustments (Reductions, Modifications/)	Adjusted Budgeted Revenue	1st Quarter Ending March 31	2nd Quarter Ending June 30	3rd Quarter Ending Sept. 30	4th Quarter Ending Dec. 31	Total	1st Quarter Ending March 31	2nd Quarter Ending June 30	3rd Quarter Ending Sept. 30	4th Quarter Ending Dec. 31	TOTAL	Unutilized Budget	Unpaid Obligations Due and Demandable	Not Yet Due and Demandable
1	2	3	4	5=(3+(-)4)	6	7	8	9	10=(6+7+8+9)	11	12	13	14	15=(11+12+13+14)	16=(5-10)	17	18
PS		1,000,000.00	0.00	1,000,000.00	0.00	0.00	0.00	0.00	0.00	0.00	0.00	0.00	0.00	0.00	1,000,000.00	0.00	0.00
MOOE		3,052,130.52	0.00	3,052,130.52	0.00	923,050.00	0.00	0.00	923,050.00	0.00	910,070.00	0.00	0.00	910,070.00	2,129,080.52	12,980.00	0.00
CO		700,000.00	0.00	700,000.00	0.00	0.00	0.00	0.00	0.00	0.00	0.00	0.00	0.00	0.00	700,000.00	0.00	0.00
Sub-Total, Operations		109,508,355.59	0.00	109,508,355.59	5,077,847.10	17,121,053.95	0.00	0.00	22,198,001.05	2,522,898.35	9,270,166.28	0.00	0.00	11,793,062.63	87,309,354.54	10,405,938.42	0.00
PS		3,730,366.40	0.00	3,730,366.40	180,755.20	136,142.00	0.00	0.00	316,897.20	107,428.81	177,202.20	0.00	0.00	284,629.01	3,413,468.20	32,268.19	0.00
MOOE		45,592,741.45	0.00	45,592,741.45	4,897,190.60	7,379,599.95	0.00	0.00	12,276,790.55	2,415,469.54	9,092,984.08	0.00	0.00	11,508,433.62	33,315,980.60	768,327.23	0.00
FileX (if Applicable)		0.00	0.00	0.00	0.00	0.00	0.00	0.00	0.00	0.00	0.00	0.00	0.00	0.00	0.00	0.00	0.00
CO		60,185,247.74	0.00	60,185,247.74	0.00	9,605,342.00	0.00	0.00	9,605,342.00	0.00	0.00	0.00	0.00	0.00	50,679,905.74	9,605,342.00	0.00
GRAND TOTAL		127,583,832.37	500,000.00	128,083,832.37	7,281,018.87	23,022,240.58	0.00	0.00	30,303,259.45	3,620,364.12	12,840,891.85	0.00	0.00	16,461,255.97	97,760,672.92	13,842,003.46	0.00
PS		4,980,386.40	0.00	4,980,386.40	315,759.20	675,980.00	0.00	0.00	992,719.20	207,428.81	523,020.20	0.00	0.00	730,447.01	3,897,650.20	262,269.19	0.00
MOOE		54,808,065.03	500,000.00	55,308,065.03	5,397,814.90	8,485,897.89	0.00	0.00	13,883,802.79	2,830,889.54	10,284,506.02	0.00	0.00	13,115,475.58	41,424,262.24	788,327.23	0.00
FileX (if Applicable)		0.00	0.00	0.00	0.00	0.00	0.00	0.00	0.00	0.00	0.00	0.00	0.00	0.00	0.00	0.00	0.00
CO		67,785,500.94	0.00	67,785,500.94	1,587,347.77	13,659,392.99	0.00	0.00	15,426,740.46	581,897.77	2,033,435.63	0.00	0.00	2,615,333.40	52,988,780.48	12,811,407.06	0.00


Certified Correct:

  
 ALLAN D. GAGAN  
 Budget Officer III  
 Date: 2022-08-02 10:46:07


Certified Correct:

  
 HUSNIDA A. AHMAD, CPA  
 Accountant III  
 Date: 2022-08-02 10:46:07

Recommending Approval By:

  
 NENENG M. HUSIN  
 Finance Director  
 Date: 2022-08-02 10:49:23

Approved By:

  
 HAIPA ABUJAHIM-SALAIN, ED.D.  
 Agency Head  
 Date: 2022-08-02 10:54:18