

**SUMMARY OF APPROVED BUDGET, UTILIZATIONS, DISBURSEMENTS AND BALANCES BY OBJECT OF EXPENDITURES**

(For Off-Budgetary Funds)

As at the Quarter Ending June 30, 2022

Department : State Universities and Colleges (SUCs)  
 Agency/Entity : Basilan State College  
 Operating Unit : < not applicable >  
 Organization Code (UACS) : 08 109 0000000  
 Fund Cluster : 05 Internally Generated Funds

(e.g. UACS Fund Cluster: 05-Internally Generated Funds and 06-Business Related Funds)

Particulars	UACS CODE	Approved Budget				Utilizations				Disbursements				Balances						
		Approved Budgeted Revenue	Adjustments (Reductions, Modifications/)	Adjusted Budgeted Revenue	5=[3+(-4)]	1st Quarter Ending March 31	2nd Quarter Ending June 30	3rd Quarter Ending Sept. 30	4th Quarter Ending Dec. 31	Total	10=(6+7+8+9)	11	12	13	14	15=(11+12+13+14)	TOTAL	Unutilized Budget	Unpaid Obligations	
																			16=(5-10)	17
<b>SUMMARY</b>																				
<b>A. AGENCY SPECIFIC BUDGET</b>																				
Personnel Services	5010100000	4,950,366.40	0.00	4,950,366.40	315,756.20	676,950.00	0.00	0.00	992,716.20	207,426.81	523,020.20	0.00	0.00	0.00	0.00	730,447.01	3,957,650.20	262,289.19	0.00	
Salaries and Wages	5010101000	681,938.40	0.00	681,938.40	157,256.20	100,428.00	0.00	0.00	257,684.20	88,426.81	136,988.20	0.00	0.00	0.00	0.00	225,415.01	424,254.20	32,269.19	0.00	
Salaries and Wages - Regular	5010101001	681,938.40	0.00	681,938.40	157,256.20	100,428.00	0.00	0.00	257,684.20	88,426.81	136,988.20	0.00	0.00	0.00	0.00	225,415.01	424,254.20	32,269.19	0.00	
Basic Salary - Civilian	5010200000	4,278,428.00	0.00	4,278,428.00	158,500.00	576,532.00	0.00	0.00	735,032.00	119,000.00	386,032.00	0.00	0.00	0.00	0.00	505,032.00	3,543,396.00	230,000.00	0.00	
Other Compensation	5010201000	4,178,000.00	0.00	4,178,000.00	158,500.00	526,318.00	0.00	0.00	684,818.00	119,000.00	335,818.00	0.00	0.00	0.00	0.00	454,818.00	230,000.00	0.00	0.00	
Honoraria	5010210001	4,178,000.00	0.00	4,178,000.00	158,500.00	526,318.00	0.00	0.00	684,818.00	119,000.00	335,818.00	0.00	0.00	0.00	0.00	454,818.00	230,000.00	0.00	0.00	
Honoraria - Civilian	5010214000	50,214.00	0.00	50,214.00	0.00	0.00	0.00	0.00	0.00	0.00	0.00	0.00	0.00	0.00	0.00	0.00	50,214.00	0.00	0.00	
Year End Bonus	5010214001	50,214.00	0.00	50,214.00	0.00	0.00	0.00	0.00	0.00	0.00	0.00	0.00	0.00	0.00	0.00	0.00	50,214.00	0.00	0.00	
Bonus - Civilian	5010216000	50,214.00	0.00	50,214.00	0.00	50,214.00	0.00	0.00	50,214.00	0.00	50,214.00	0.00	0.00	0.00	0.00	50,214.00	0.00	0.00	0.00	
Mid-Year Bonus - Civilian	5010216001	50,214.00	0.00	50,214.00	0.00	50,214.00	0.00	0.00	50,214.00	0.00	50,214.00	0.00	0.00	0.00	0.00	50,214.00	0.00	0.00	0.00	
Maintenance and Other Operating Expenses	5020100000	54,808,065.03	500,000.00	55,308,065.03	5,397,914.90	8,495,887.89	0.00	0.00	13,893,802.79	2,830,959.54	10,284,506.02	0.00	0.00	0.00	0.00	13,115,476.56	41,424,262.24	768,327.23	0.00	
Travelling Expenses	5020101000	4,550,000.00	500,000.00	5,050,000.00	459,982.00	938,821.44	0.00	0.00	1,398,803.44	241,560.00	1,157,353.44	0.00	0.00	0.00	0.00	1,398,803.44	3,651,088.56	0.00	0.00	
Travelling Expenses - Local	5020101001	4,250,000.00	0.00	4,250,000.00	459,982.00	153,228.00	0.00	0.00	613,220.00	241,560.00	371,660.00	0.00	0.00	0.00	0.00	613,220.00	3,636,780.00	0.00	0.00	
Travelling Expenses - Foreign	5020101002	300,000.00	500,000.00	800,000.00	0.00	785,653.44	0.00	0.00	785,653.44	0.00	785,653.44	0.00	0.00	0.00	0.00	785,653.44	14,308.56	0.00	0.00	
Travelling Expenses - Foreign	5020102000	300,000.00	500,000.00	800,000.00	0.00	785,653.44	0.00	0.00	785,653.44	0.00	785,653.44	0.00	0.00	0.00	0.00	785,653.44	14,308.56	0.00	0.00	
Training and Scholarship Expenses	5020200000	3,364,097.89	0.00	3,364,097.89	0.00	0.00	0.00	0.00	0.00	0.00	0.00	0.00	0.00	0.00	0.00	0.00	3,364,097.89	0.00	0.00	
Training Expenses	5020201000	1,864,097.89	0.00	1,864,097.89	0.00	0.00	0.00	0.00	0.00	0.00	0.00	0.00	0.00	0.00	0.00	0.00	1,864,097.89	0.00	0.00	
Training Expenses	5020201002	1,864,097.89	0.00	1,864,097.89	0.00	0.00	0.00	0.00	0.00	0.00	0.00	0.00	0.00	0.00	0.00	0.00	1,864,097.89	0.00	0.00	
Scholarship Grants/Expenses	5020202000	1,500,000.00	0.00	1,500,000.00	0.00	0.00	0.00	0.00	0.00	0.00	0.00	0.00	0.00	0.00	0.00	0.00	1,500,000.00	0.00	0.00	
Scholarship Grants/Expenses	5020202001	1,500,000.00	0.00	1,500,000.00	0.00	0.00	0.00	0.00	0.00	0.00	0.00	0.00	0.00	0.00	0.00	0.00	1,500,000.00	0.00	0.00	
Supplies and Materials Expenses	5020300000	7,767,528.96	0.00	7,767,528.96	8,600.00	718,650.00	0.00	0.00	727,250.00	5,500.00	661,600.00	0.00	0.00	0.00	0.00	667,100.00	7,040,278.96	60,150.00	0.00	
Office Supplies Expenses	5020301000	1,335,817.03	0.00	1,335,817.03	0.00	80,000.00	0.00	0.00	80,000.00	0.00	80,000.00	0.00	0.00	0.00	0.00	80,000.00	1,255,817.03	0.00	0.00	

**SUMMARY OF APPROVED BUDGET, UTILIZATIONS, DISBURSEMENTS AND BALANCES BY OBJECT OF EXPENDITURES**  
 (For Off-Budgetary Funds)  
 As at the Quarter Ending June 30, 2022

Department : State Universities and Colleges (SUCs)  
 Agency/Entity : Basilan State College  
 Operating Unit : < not applicable >  
 Organization Code (UACS) : 08 109 0000000  
 Fund Cluster : 05 Internally Generated Funds

(e.g. UACS Fund Cluster: 05-Internally Generated Funds and 06-Business Related Funds)

Particulars	UACS CODE	Approved Budget				Utilizations				Disbursements				Balances				
		Approved Budgeted Revenue	Adjustments (Reductions, Modifications)	Adjusted Budgeted Revenue	1st Quarter Ending March 31	2nd Quarter Ending June 30	3rd Quarter Ending Sept. 30	4th Quarter Ending Dec. 31	Total	1st Quarter Ending March 31	2nd Quarter Ending June 30	3rd Quarter Ending Sept. 30	4th Quarter Ending Dec. 31	TOTAL	Unutilized Budget	Unpaid Obligations		
																Due and Demandable	Not Yet Due and Demandable	
1	2	3	4	5=[(3+)-M]	6	7	8	9	10=[(6+7+8+9)]	11	12	13	14	15=[(11+12+13+14)]	16=(5-10)	17	18	
<b>SUMMARY</b>																		
<b>A. AGENCY SPECIFIC BUDGET</b>																		
Office Supplies Expenses	5020301002	1,335,817.03	0.00	1,335,817.03	0.00	80,000.00	0.00	0.00	80,000.00	0.00	0.00	0.00	0.00	80,000.00	1,255,817.03	0.00	0.00	
Accountable Forms Expenses	5020302000	15,000.00	0.00	15,000.00	0.00	0.00	0.00	0.00	0.00	0.00	0.00	0.00	0.00	0.00	15,000.00	0.00	0.00	
Accountable Forms Expenses	5020302000	15,000.00	0.00	15,000.00	0.00	0.00	0.00	0.00	0.00	0.00	0.00	0.00	0.00	0.00	15,000.00	0.00	0.00	
Drugs and Medicines Expenses	5020307000	175,095.00	0.00	175,095.00	0.00	0.00	0.00	0.00	0.00	0.00	0.00	0.00	0.00	0.00	175,095.00	0.00	0.00	
Drugs and Medicines Expenses	5020307000	175,095.00	0.00	175,095.00	0.00	0.00	0.00	0.00	0.00	0.00	0.00	0.00	0.00	0.00	175,095.00	0.00	0.00	
Medical, Dental and Laboratory Supplies Expenses	5020308000	432,925.00	0.00	432,925.00	0.00	0.00	0.00	0.00	0.00	0.00	0.00	0.00	0.00	0.00	432,925.00	0.00	0.00	
Medical, Dental and Laboratory Supplies Expenses	5020308000	432,925.00	0.00	432,925.00	0.00	0.00	0.00	0.00	0.00	0.00	0.00	0.00	0.00	0.00	432,925.00	0.00	0.00	
Semi-Expendable Machinery and Equipment Expenses	5020321000	549,362.52	0.00	549,362.52	0.00	60,150.00	0.00	0.00	60,150.00	0.00	0.00	0.00	0.00	60,150.00	489,212.52	60,150.00	0.00	
Semi-Expendable Machinery and Equipment Expenses	5020321000	549,362.52	0.00	549,362.52	0.00	60,150.00	0.00	0.00	60,150.00	0.00	0.00	0.00	0.00	60,150.00	489,212.52	60,150.00	0.00	
Semi-Expendable Furniture, Fixtures and Books Expenses	5020322000	1,468,611.23	0.00	1,468,611.23	0.00	1,150.00	0.00	0.00	1,150.00	0.00	0.00	0.00	0.00	1,150.00	1,467,461.23	0.00	0.00	
Semi-Expendable Furniture, Fixtures and Books Expenses	5020322000	1,468,611.23	0.00	1,468,611.23	0.00	1,150.00	0.00	0.00	1,150.00	0.00	0.00	0.00	0.00	1,150.00	1,467,461.23	0.00	0.00	
Other Supplies and Materials Expenses	5020399000	3,790,718.18	0.00	3,790,718.18	8,600.00	577,350.00	0.00	0.00	585,950.00	5,500.00	580,450.00	0.00	0.00	585,950.00	3,204,768.18	0.00	0.00	
Other Supplies and Materials Expenses	5020399000	3,790,718.18	0.00	3,790,718.18	8,600.00	577,350.00	0.00	0.00	585,950.00	5,500.00	580,450.00	0.00	0.00	585,950.00	3,204,768.18	0.00	0.00	
Communication Expenses	5020500000	2,080,000.00	0.00	2,080,000.00	254,497.40	252,809.45	0.00	0.00	507,306.85	90,496.40	320,689.08	0.00	0.00	411,165.48	1,572,693.15	96,141.37	0.00	
Communication Expenses	5020500000	2,080,000.00	0.00	2,080,000.00	254,497.40	252,809.45	0.00	0.00	507,306.85	90,496.40	320,689.08	0.00	0.00	411,165.48	1,572,693.15	96,141.37	0.00	
Internet Subscription Expenses	5020503000	2,080,000.00	0.00	2,080,000.00	254,497.40	252,809.45	0.00	0.00	507,306.85	90,496.40	320,689.08	0.00	0.00	411,165.48	1,572,693.15	96,141.37	0.00	
Internet Subscription Expenses	5020503000	2,080,000.00	0.00	2,080,000.00	254,497.40	252,809.45	0.00	0.00	507,306.85	90,496.40	320,689.08	0.00	0.00	411,165.48	1,572,693.15	96,141.37	0.00	
Awards/Rewards and Prizes	5020600000	200,000.00	0.00	200,000.00	0.00	0.00	0.00	0.00	0.00	0.00	0.00	0.00	0.00	0.00	200,000.00	0.00	0.00	
Awards/Rewards Expenses	5020601000	200,000.00	0.00	200,000.00	0.00	0.00	0.00	0.00	0.00	0.00	0.00	0.00	0.00	0.00	200,000.00	0.00	0.00	
Awards/Rewards Expenses	5020601000	200,000.00	0.00	200,000.00	0.00	0.00	0.00	0.00	0.00	0.00	0.00	0.00	0.00	0.00	200,000.00	0.00	0.00	
Professional Services	5021100000	22,449,608.89	0.00	22,449,608.89	4,414,695.50	4,995,240.00	0.00	0.00	9,399,935.50	2,299,269.14	7,095,013.50	0.00	0.00	9,393,262.64	13,049,693.39	6,642,866	0.00	
Professional Services	5021100000	22,449,608.89	0.00	22,449,608.89	4,414,695.50	4,995,240.00	0.00	0.00	9,399,935.50	2,299,269.14	7,095,013.50	0.00	0.00	9,393,262.64	13,049,693.39	6,642,866	0.00	
Legal Services	5021101000	60,000.00	0.00	60,000.00	0.00	25,000.00	0.00	0.00	25,000.00	0.00	25,000.00	0.00	0.00	25,000.00	35,000.00	0.00	0.00	
Legal Services	5021101000	60,000.00	0.00	60,000.00	0.00	25,000.00	0.00	0.00	25,000.00	0.00	25,000.00	0.00	0.00	25,000.00	35,000.00	0.00	0.00	
Auditing Services	5021102000	116,000.00	0.00	116,000.00	32,800.00	9,850.00	0.00	0.00	42,750.00	32,800.00	9,950.00	0.00	0.00	42,750.00	73,250.00	0.00	0.00	
Auditing Services	5021102000	116,000.00	0.00	116,000.00	32,800.00	9,850.00	0.00	0.00	42,750.00	32,800.00	9,950.00	0.00	0.00	42,750.00	73,250.00	0.00	0.00	
Other Professional Services	5021199000	22,273,608.89	0.00	22,273,608.89	4,381,885.50	4,950,290.00	0.00	0.00	9,332,175.50	2,295,469.14	7,060,063.50	0.00	0.00	9,325,532.64	12,941,433.39	6,642,866	0.00	
Other Professional Services	5021199000	22,273,608.89	0.00	22,273,608.89	4,381,885.50	4,950,290.00	0.00	0.00	9,332,175.50	2,295,469.14	7,060,063.50	0.00	0.00	9,325,532.64	12,941,433.39	6,642,866	0.00	
General Services	5021200000	5,468,000.00	0.00	5,468,000.00	54,668.00	35,234.00	0.00	0.00	89,902.00	34,444.00	55,458.00	0.00	0.00	89,902.00	1,900,000.00	0.00	0.00	
General Services	5021200000	5,468,000.00	0.00	5,468,000.00	54,668.00	35,234.00	0.00	0.00	89,902.00	34,444.00	55,458.00	0.00	0.00	89,902.00	1,900,000.00	0.00	0.00	
Security Services	5021203000	1,900,000.00	0.00	1,900,000.00	0.00	0.00	0.00	0.00	1,900,000.00	0.00	0.00	0.00	0.00	1,900,000.00	0.00	0.00	0.00	
Security Services	5021203000	1,900,000.00	0.00	1,900,000.00	0.00	0.00	0.00	0.00	1,900,000.00	0.00	0.00	0.00	0.00	1,900,000.00	0.00	0.00	0.00	
Other General Services	5021299000	3,568,000.00	0.00	3,568,000.00	54,668.00	35,234.00	0.00	0.00	89,902.00	34,444.00	55,458.00	0.00	0.00	89,902.00	3,508,098.00	0.00	0.00	
Other General Services	5021299000	3,568,000.00	0.00	3,568,000.00	54,668.00	35,234.00	0.00	0.00	89,902.00	34,444.00	55,458.00	0.00	0.00	89,902.00	3,508,098.00	0.00	0.00	

**SUMMARY OF APPROVED BUDGET, UTILIZATIONS, DISBURSEMENTS AND BALANCES BY OBJECT OF EXPENDITURES**  
 (For Off-Budgetary Funds)  
 As at the Quarter Ending June 30, 2022


Department : State Universities and Colleges (SUCs)  
 Agency/Entity : Basilan State College  
 Operating Unit : < not applicable >  
 Organization Code (UACS) : 08 109 0000000  
 Fund Cluster : 05 Internally Generated Funds  
 (e.g. UACS Fund Cluster: 05-Internally Generated Funds and 06-Business Related Funds)


Particulars	UACS CODE	Approved Budget						Utilizations						Disbursements				Balances	
		Approved Budgeted Revenue	Adjustments (Reductions, Modifications/)	Adjusted Budgeted Revenue	1st Quarter Ending March 31	2nd Quarter Ending June 30	3rd Quarter Ending Sept. 30	4th Quarter Ending Dec. 31	Total	1st Quarter Ending March 31	2nd Quarter Ending June 30	3rd Quarter Ending Sept. 30	4th Quarter Ending Dec. 31	TOTAL	Unutilized Budget	Unpaid Obligations			
																17	18		
1	2	3	4	5=[3+(-M)]	6	7	8	9	10=(6+7+8+9)	11	12	13	14	15=(11+12+13+14)	16=(5-10)	17	18		
<b>SUMMARY</b>																			
<b>A. AGENCY SPECIFIC BUDGET</b>																			
Other General Services	5021280089	3,598,000.00	0.00	3,598,000.00	54,868.00	35,234.00	0.00	0.00	89,902.00	34,444.00	55,458.00	0.00	0.00	89,902.00	3,508,098.00	0.00	0.00		
Repairs and Maintenance	5021300000	534,676.39	0.00	534,676.39	0.00	0.00	0.00	0.00	0.00	0.00	0.00	0.00	0.00	0.00	534,676.39	0.00	0.00		
Repairs and Maintenance - Buildings and Other Structures	5021304000	444,676.39	0.00	444,676.39	0.00	0.00	0.00	0.00	0.00	0.00	0.00	0.00	0.00	0.00	444,676.39	0.00	0.00		
Buildings	5021304001	404,936.39	0.00	404,936.39	0.00	0.00	0.00	0.00	0.00	0.00	0.00	0.00	0.00	0.00	404,936.39	0.00	0.00		
Other Structures	5021304099	39,740.00	0.00	39,740.00	0.00	0.00	0.00	0.00	0.00	0.00	0.00	0.00	0.00	0.00	39,740.00	0.00	0.00		
Repairs and Maintenance - Machinery and Equipment	5021305000	90,000.00	0.00	90,000.00	0.00	0.00	0.00	0.00	0.00	0.00	0.00	0.00	0.00	0.00	90,000.00	0.00	0.00		
Other Machinery and Equipment	5021305099	90,000.00	0.00	90,000.00	0.00	0.00	0.00	0.00	0.00	0.00	0.00	0.00	0.00	0.00	90,000.00	0.00	0.00		
<b>Other Maintenance and Operating Expenses</b>	5029900000	8,364,152.90	0.00	8,364,152.90	205,472.00	1,555,033.00	0.00	0.00	1,760,505.00	160,700.00	994,412.00	0.00	0.00	1,155,112.00	6,603,647.90	605,393.00	0.00		
Advertising Expenses	5029901000	65,000.00	0.00	65,000.00	2,000.00	0.00	0.00	0.00	2,000.00	1,000.00	1,000.00	0.00	0.00	2,000.00	63,000.00	0.00	0.00		
Advertising Expenses	5029901000	65,000.00	0.00	65,000.00	2,000.00	0.00	0.00	0.00	2,000.00	1,000.00	1,000.00	0.00	0.00	2,000.00	63,000.00	0.00	0.00		
Printing and Publication Expenses	5029902000	2,770,182.30	0.00	2,770,182.30	0.00	0.00	0.00	0.00	0.00	0.00	0.00	0.00	0.00	0.00	2,770,182.30	0.00	0.00		
Printing and Publication Expenses	5029902000	2,770,182.30	0.00	2,770,182.30	0.00	0.00	0.00	0.00	0.00	0.00	0.00	0.00	0.00	0.00	2,770,182.30	0.00	0.00		
Representation Expenses	5029903000	3,187,622.19	0.00	3,187,622.19	98,472.00	694,000.00	0.00	0.00	792,472.00	61,000.00	718,482.00	0.00	0.00	779,482.00	2,395,150.19	12,980.00	0.00		
Representation Expenses	5029903000	3,187,622.19	0.00	3,187,622.19	98,472.00	694,000.00	0.00	0.00	792,472.00	61,000.00	718,482.00	0.00	0.00	779,482.00	2,395,150.19	12,980.00	0.00		
Rent/Lease Expenses	5029905000	420,000.00	0.00	420,000.00	105,000.00	210,000.00	0.00	0.00	315,000.00	98,700.00	197,400.00	0.00	0.00	298,100.00	105,000.00	0.00	0.00		
Rent/Lease Expenses	5029905000	420,000.00	0.00	420,000.00	105,000.00	210,000.00	0.00	0.00	315,000.00	98,700.00	197,400.00	0.00	0.00	298,100.00	105,000.00	0.00	0.00		
Membership Dues and Contributions to Organizations	5029906000	550,000.00	0.00	550,000.00	0.00	0.00	0.00	0.00	0.00	0.00	0.00	0.00	0.00	0.00	550,000.00	0.00	0.00		
Membership Dues and Contributions to Organizations	5029906000	550,000.00	0.00	550,000.00	0.00	0.00	0.00	0.00	0.00	0.00	0.00	0.00	0.00	0.00	550,000.00	0.00	0.00		
Subscription Expenses	5029907000	730,097.89	0.00	730,097.89	0.00	573,513.00	0.00	0.00	573,513.00	0.00	0.00	0.00	0.00	0.00	156,584.89	573,513.00	0.00		
Subscription Expenses	5029907000	730,097.89	0.00	730,097.89	0.00	573,513.00	0.00	0.00	573,513.00	0.00	0.00	0.00	0.00	0.00	156,584.89	573,513.00	0.00		
Other Maintenance and Operating Expenses	5029999000	641,250.32	0.00	641,250.32	0.00	77,520.00	0.00	0.00	77,520.00	0.00	0.00	0.00	0.00	77,520.00	563,730.32	0.00	0.00		
Other Maintenance and Operating Expenses	5029999000	641,250.32	0.00	641,250.32	0.00	77,520.00	0.00	0.00	77,520.00	0.00	0.00	0.00	0.00	77,520.00	563,730.32	0.00	0.00		
Capital Outlays	5060400000	67,795,500.94	0.00	67,795,500.94	1,567,347.77	13,859,392.69	0.00	0.00	15,426,740.46	581,897.77	1,370,935.63	0.00	0.00	2,615,333.40	52,388,760.48	12,811,407.06	0.00		
Capital Outlays	5060400000	67,795,500.94	0.00	67,795,500.94	1,567,347.77	13,859,392.69	0.00	0.00	15,426,740.46	581,897.77	1,370,935.63	0.00	0.00	2,615,333.40	52,388,760.48	12,811,407.06	0.00		
Property, Plant and Equipment Outlay	5060402000	59,586,500.94	0.00	59,586,500.94	867,347.77	13,859,392.69	0.00	0.00	14,726,740.46	581,897.77	1,370,935.63	0.00	0.00	1,952,833.40	44,859,760.48	12,773,907.06	0.00		
Property, Plant and Equipment Outlay	5060402000	59,586,500.94	0.00	59,586,500.94	867,347.77	13,859,392.69	0.00	0.00	14,726,740.46	581,897.77	1,370,935.63	0.00	0.00	1,952,833.40	44,859,760.48	12,773,907.06	0.00		
Land Improvements Outlay	5060402099	3,996,747.00	0.00	3,996,747.00	581,897.77	3,237,420.69	0.00	0.00	3,679,318.46	581,897.77	1,370,935.63	0.00	0.00	1,952,833.40	117,428.54	1,826,485.06	0.00		
Land Improvements Outlay	5060402099	3,996,747.00	0.00	3,996,747.00	581,897.77	3,237,420.69	0.00	0.00	3,679,318.46	581,897.77	1,370,935.63	0.00	0.00	1,952,833.40	117,428.54	1,826,485.06	0.00		
Buildings and Other Structures	5060404000	25,476,147.89	0.00	25,476,147.89	0.00	0.00	0.00	0.00	0.00	0.00	0.00	0.00	0.00	0.00	25,476,147.89	0.00	0.00		
Buildings and Other Structures	5060404001	13,596,147.89	0.00	13,596,147.89	0.00	0.00	0.00	0.00	0.00	0.00	0.00	0.00	0.00	0.00	13,596,147.89	0.00	0.00		
Buildings	5060404002	10,000,000.00	0.00	10,000,000.00	0.00	0.00	0.00	0.00	0.00	0.00	0.00	0.00	0.00	0.00	10,000,000.00	0.00	0.00		
Buildings	5060404002	10,000,000.00	0.00	10,000,000.00	0.00	0.00	0.00	0.00	0.00	0.00	0.00	0.00	0.00	0.00	10,000,000.00	0.00	0.00		
Other Structures	5060404099	1,880,000.00	0.00	1,880,000.00	0.00	0.00	0.00	0.00	0.00	0.00	0.00	0.00	0.00	0.00	1,880,000.00	0.00	0.00		


**SUMMARY OF APPROVED BUDGET, UTILIZATIONS, DISBURSEMENTS AND BALANCES BY OBJECT OF EXPENDITURES**  
 (For Off-Budgetary Funds)  
 As at the Quarter Ending June 30, 2022


Department : State Universities and Colleges (SUCs)  
 Agency/Entity : Basilan State College  
 Operating Unit : < not applicable >  
 Organization Code (UACS) : 08 109 0000000  
 Fund Cluster : 05 Internally Generated Funds  
 (e.g. UACS Fund Cluster: 05-Internally Generated Funds and 06-Business Related Funds)

Particulars	UACS CODE	Approved Budget				Utilizations				Disbursements				Balances			
		Approved Budgeted Revenue	Adjustments (Reductions, Modifications/)	Adjusted Budgeted Revenue	1st Quarter Ending March 31	2nd Quarter Ending June 30	3rd Quarter Ending Sept. 30	4th Quarter Ending Dec. 31	Total	1st Quarter Ending March 31	2nd Quarter Ending June 30	3rd Quarter Ending Sept. 30	4th Quarter Ending Dec. 31	TOTAL	Unutilized Budget	Unpaid Obligations	
1	2	3	4	5=[3+(-M)]	6	7	8	9	10=(6+7+8+9)	11	12	13	14	15=(11+12+13+14)	16=(5-10)	17	18
<b>SUMMARY</b>																	
A. AGENCY SPECIFIC BUDGET																	
Machinery and Equipment Outlay	5060405000	29,311,606.05	0.00	29,311,606.05	285,450.00	10,561,972.00	0.00	0.00	0.00	0.00	0.00	0.00	0.00	0.00	18,464,184.05	10,847,422.00	0.00
Office Equipment	5060405002	2,406,100.00	0.00	2,406,100.00	0.00	0.00	0.00	0.00	0.00	0.00	0.00	0.00	0.00	0.00	2,406,100.00	0.00	0.00
Information and Communication Technology Equipment	5060405003	11,560,746.80	0.00	11,560,746.80	285,450.00	6,576,960.00	0.00	0.00	0.00	0.00	0.00	0.00	0.00	0.00	4,698,338.60	6,862,410.00	0.00
Medical Equipment	5060405011	100,000.00	0.00	100,000.00	0.00	0.00	0.00	0.00	0.00	0.00	0.00	0.00	0.00	0.00	100,000.00	0.00	0.00
Other Machinery and Equipment	5060405099	15,244,759.45	0.00	15,244,759.45	0.00	3,985,012.00	0.00	0.00	0.00	0.00	0.00	0.00	0.00	0.00	11,259,747.45	3,985,012.00	0.00
Furniture, Fixtures and Books Outlay	5060407000	802,000.00	0.00	802,000.00	0.00	0.00	0.00	0.00	0.00	0.00	0.00	0.00	0.00	0.00	802,000.00	0.00	0.00
Furniture and Fixtures	5060407001	802,000.00	0.00	802,000.00	0.00	0.00	0.00	0.00	0.00	0.00	0.00	0.00	0.00	0.00	802,000.00	0.00	0.00
Intangible Assets Outlay	5060600000	8,209,000.00	0.00	8,209,000.00	700,000.00	0.00	0.00	0.00	0.00	0.00	0.00	0.00	0.00	0.00	7,509,000.00	37,500.00	0.00
Computer Software	5060602000	8,209,000.00	0.00	8,209,000.00	700,000.00	0.00	0.00	0.00	0.00	0.00	0.00	0.00	0.00	0.00	7,509,000.00	37,500.00	0.00
Computer Software	5060602000	8,209,000.00	0.00	8,209,000.00	700,000.00	0.00	0.00	0.00	0.00	0.00	0.00	0.00	0.00	0.00	7,509,000.00	37,500.00	0.00
<b>GRAND TOTAL</b>		127,653,932.37	500,000.00	128,063,932.37	7,291,018.87	23,022,240.58	0.00	0.00	0.00	30,303,259.45	12,840,961.65	0.00	0.00	16,461,255.97	97,760,672.92	13,842,003.48	0.00

**Approved By:**  
  
 HAIPA ABDURAHIM-SALAIN, ED.D.  
 Agency Head  
**Date:** 2022-08-02 10:55:03

**Recommending Approval:**  
  
 NENENG M. HUSIN  
 Finance Director  
**Date:** 2022-08-02 10:51:43

**Certified Correct:**  
  
 HUSNIDA AHMAD, CPA  
 Accountant III  
**Date:** 2022-08-02 10:46:50

**Certified Correct:**  
  
 AL-RAHIM SAGGAAN  
 Budget Officer III  
**Date:** 2022-08-02 10:46:50