


STATEMENT OF APPROPRIATIONS, ALLOTMENTS, OBLIGATIONS, DISBURSEMENTS AND BALANCES
As at the Quarter Ending March 31, 2023


Department : Sate Universities and Colleges (SUCs)
Agency/Entity : Baitan State College
Operating Unit : -not applicable -
Organization Code (UACS) : 0 109 0000000
Fund Cluster : 0 Regular Agency Fund
(eg. UACS Fund Cluster: 01-Regular Agency Fund, 02-Foreign Assisted Projects Fund, 03-Special Account-Locally Funded/Domestic Grants Fund, and 04-Special Account-Foreign Assisted/Foreign Grants Fund)


Current Year Appropriations Supplemental Appropriations Continuing Appropriations X

Main data table with columns: Particulars, UACS CODE, Authorized Appropriations, Adjustments (Transfer To/From, Reallocation), Adjusted Appropriations, Allotments Received, Adjustments (Withdrawal, Reallocation), Transfer To, Transfer From, Adjusted Total Allotments, Current Year Disbursements (1st-4th Quarter), TOTAL, Unreleased Appropriations, Unobligated Allotments, Unpaid Obligations (15-20)-(23+24) Not Yet Due and Demandable.

Particulars	Appropriations				Adjustments				Allocations				Current Year Disbursements				Balances									
	1	2	3	4	5	6	7	8	9	10	11	12	13	14	TOTAL	15	16	17	18	19	TOTAL	20	21	22	23	24
MOOE			2,107.16	0.00	2,107.16	2,107.16	0.00	0.00	0.00	2,107.16	2,107.16	0.00	0.00	0.00	2,107.16	2,107.16	0.00	0.00	0.00	0.00	2,107.16	2,107.16	0.00	0.00	0.00	0.00
Sub-Total, Operations			62,317,940.81	0.00	62,317,940.81	40,413,240.81	0.00	0.00	0.00	32,478,299.01	32,478,299.01	0.00	0.00	0.00	32,478,299.01	32,478,299.01	0.00	0.00	0.00	0.00	32,121,222.80	32,121,222.80	51,804,700.00	7,834,841.80	357,078.21	0.00
PS			0.00	0.00	0.00	0.00	0.00	0.00	0.00	0.00	0.00	0.00	0.00	0.00	0.00	0.00	0.00	0.00	0.00	0.00	0.00	0.00	0.00	0.00	0.00	0.00
MOOE			39,217,940.81	0.00	39,217,940.81	37,110,240.81	0.00	0.00	0.00	32,478,299.01	32,478,299.01	0.00	0.00	0.00	32,478,299.01	32,478,299.01	0.00	0.00	0.00	0.00	0.00	0.00	0.00	0.00	0.00	0.00
PrEx (if Applicable)			0.00	0.00	0.00	0.00	0.00	0.00	0.00	0.00	0.00	0.00	0.00	0.00	0.00	0.00	0.00	0.00	0.00	0.00	0.00	0.00	0.00	0.00	0.00	0.00
CO			53,100,000.00	0.00	53,100,000.00	3,303,000.00	0.00	0.00	0.00	3,303,000.00	3,303,000.00	0.00	0.00	0.00	3,303,000.00	3,303,000.00	0.00	0.00	0.00	0.00	0.00	0.00	0.00	0.00	0.00	0.00
GRAND TOTAL			62,317,940.81	0.00	62,317,940.81	40,413,240.81	0.00	0.00	0.00	40,413,240.81	40,413,240.81	0.00	0.00	0.00	32,478,299.01	32,478,299.01	0.00	0.00	0.00	0.00	0.00	0.00	0.00	0.00	0.00	0.00
PS			0.00	0.00	0.00	0.00	0.00	0.00	0.00	0.00	0.00	0.00	0.00	0.00	0.00	0.00	0.00	0.00	0.00	0.00	0.00	0.00	0.00	0.00	0.00	0.00
MOOE			39,217,940.81	0.00	39,217,940.81	37,110,240.81	0.00	0.00	0.00	32,478,299.01	32,478,299.01	0.00	0.00	0.00	32,478,299.01	32,478,299.01	0.00	0.00	0.00	0.00	0.00	0.00	0.00	0.00	0.00	0.00
PrEx (if Applicable)			0.00	0.00	0.00	0.00	0.00	0.00	0.00	0.00	0.00	0.00	0.00	0.00	0.00	0.00	0.00	0.00	0.00	0.00	0.00	0.00	0.00	0.00	0.00	0.00
CO			53,100,000.00	0.00	53,100,000.00	3,303,000.00	0.00	0.00	0.00	3,303,000.00	3,303,000.00	0.00	0.00	0.00	3,303,000.00	3,303,000.00	0.00	0.00	0.00	0.00	0.00	0.00	0.00	0.00	0.00	0.00

Certified Correct:

 HUSNIDA A. AHMAD
 Accountant III
 Date: 2023-05-05 09:20:21

Recommending Approval:

 NENENG M. HUSIN
 Finance Director
 Date: 2023-05-05 09:21:18

Approved By:

 HAJPA ABUDURAHIM-SALAIN, ED.D.
 Agency Head
 Date: 2023-05-05 09:22:02